

Warning: Tried to load plugin "geopip" twice. Fix config file.

Statistics for: uska.ch
Last Update: 01 Apr 2021 - 05:01
Reported period: Month Mar 2021



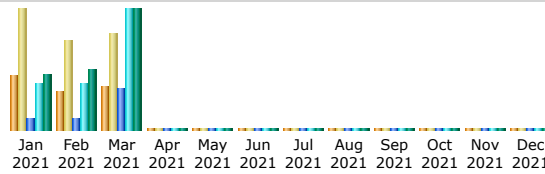
When: [Monthly history](#) [Days of month](#) [Days of week](#) [Hours](#)
Who: [Countries](#) [Full list](#) [Hosts](#) [Full list](#) [Last visit](#) [Unresolved IP Address](#) [Robots/Spiders visitors](#) [Full list](#) [Last visit](#)
Navigation: [Visits duration](#) [File type](#) [Downloads](#) [Full list](#) [Viewed](#) [Full list](#) [Entry](#) [Exit](#) [Operating Systems](#) [Versions](#) [Unknown](#) [Browsers](#) [Versions](#) [Unknown](#)
Referrers: [Origin](#) [Referring search engines](#) [Referring sites](#) [Search](#) [Search Keyphrases](#) [Search Keywords](#)
Others: [Miscellaneous](#) [HTTP Status codes](#) [Error Hits \(404\)](#)

Summary

Reported period	Month Mar 2021				
First visit	01 Mar 2021 - 00:00				
Last visit	31 Mar 2021 - 23:59				
	Unique visitors	Number of visits	Pages	Hits	Bandwidth
Viewed traffic *	7,813	17,247 (2.2 visits/visitor)	554,333 (32.14 Pages/Visit)	1,630,099 (94.51 Hits/Visit)	108.40 GB (6590.39 KB/Visit)
Not viewed traffic *			665,291	766,939	41.58 GB

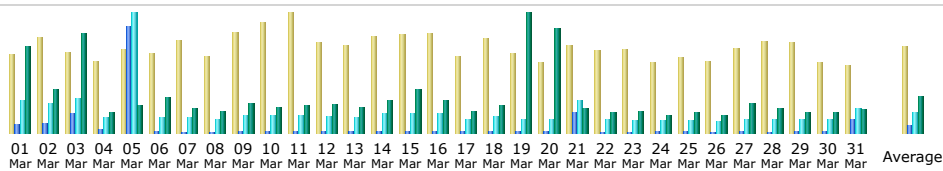
* Not viewed traffic includes traffic generated by robots, worms, or replies with special HTTP status codes.

Monthly history



Month	Unique visitors	Number of visits	Pages	Hits	Bandwidth
Jan 2021	9,879	21,706	154,211	616,988	50.44 GB
Feb 2021	6,859	15,968	146,833	628,545	53.78 GB
Mar 2021	7,813	17,247	554,333	1,630,099	108.40 GB
Apr 2021	36	37	420	1,215	56.69 MB
May 2021	0	0	0	0	0
Jun 2021	0	0	0	0	0
Jul 2021	0	0	0	0	0
Aug 2021	0	0	0	0	0
Sep 2021	0	0	0	0	0
Oct 2021	0	0	0	0	0
Nov 2021	0	0	0	0	0
Dec 2021	0	0	0	0	0
Total	24,587	54,958	855,797	2,876,847	212.67 GB

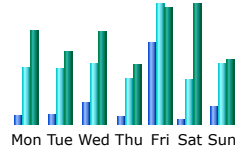
Days of month



Day	Number of visits	Pages	Hits	Bandwidth
01 Mar 2021	508	22,277	81,616	8.26 GB
02 Mar 2021	620	25,648	75,116	4.19 GB
03 Mar 2021	527	48,279	85,484	9.57 GB
04 Mar 2021	460	8,238	37,736	2.02 GB
05 Mar 2021	545	262,475	296,848	2.59 GB
06 Mar 2021	520	3,363	38,901	3.43 GB
07 Mar 2021	600	2,714	37,585	2.32 GB
08 Mar 2021	500	3,160	35,490	2.17 GB
09 Mar 2021	653	4,748	43,647	2.87 GB
10 Mar 2021	712	4,389	44,033	2.54 GB
11 Mar 2021	781	6,133	43,755	2.68 GB
12 Mar 2021	586	5,684	42,033	2.77 GB
13 Mar 2021	571	5,158	39,034	2.55 GB
14 Mar 2021	632	4,743	48,449	3.21 GB
15 Mar 2021	639	4,414	48,578	4.14 GB
16 Mar 2021	647	4,509	47,282	3.16 GB
17 Mar 2021	498	3,332	33,959	2.18 GB
18 Mar 2021	613	5,589	41,270	2.69 GB
19 Mar 2021	516	3,768	33,804	11.56 GB
20 Mar 2021	458	5,364	34,506	10.14 GB
21 Mar 2021	570	50,781	82,298	2.33 GB
22 Mar 2021	530	2,744	35,302	1.95 GB
23 Mar 2021	544	2,861	30,884	2.09 GB
24 Mar 2021	457	3,601	30,529	1.74 GB

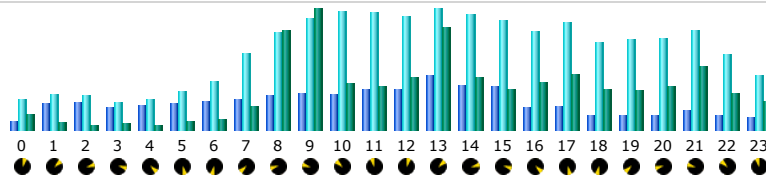
25 Mar 2021	487	6,185	31,652	1.94 GB
26 Mar 2021	461	3,218	28,234	1.67 GB
27 Mar 2021	548	3,387	36,013	2.94 GB
28 Mar 2021	591	2,387	35,261	2.37 GB
29 Mar 2021	582	4,372	35,082	2.04 GB
30 Mar 2021	452	6,163	34,157	2.04 GB
31 Mar 2021	439	34,649	61,561	2.25 GB
Average	556	17,881	52,583	3.50 GB
Total	17,247	554,333	1,630,099	108.40 GB

Days of week



Day	Pages	Hits	Bandwidth
Mon	7,393	47,213	3.71 GB
Tue	8,785	46,217	2.87 GB
Wed	18,850	51,113	3.66 GB
Thu	6,536	38,603	2.33 GB
Fri	68,786	100,229	4.65 GB
Sat	4,318	37,113	4.76 GB
Sun	15,156	50,898	2.56 GB

Hours



Hours	Pages	Hits	Bandwidth	Hours	Pages	Hits	Bandwidth
00	7,833	25,792	1.67 GB	12	34,732	95,991	5.78 GB
01	21,870	29,980	788.86 MB	13	45,800	101,736	11.10 GB
02	23,092	28,897	466.09 MB	14	38,005	98,333	5.82 GB
03	18,147	23,021	619.97 MB	15	36,311	92,387	4.45 GB
04	20,461	25,495	574.42 MB	16	18,135	82,790	5.12 GB
05	22,582	31,901	962.95 MB	17	19,704	90,655	6.10 GB
06	24,017	40,920	1.10 GB	18	11,819	73,594	4.52 GB
07	25,297	65,466	2.52 GB	19	11,689	76,615	4.25 GB
08	28,509	82,269	10.88 GB	20	11,828	77,439	4.74 GB
09	30,645	94,705	13.12 GB	21	16,246	84,115	6.96 GB
10	29,977	99,790	4.97 GB	22	12,311	63,512	4.04 GB
11	34,504	99,154	4.78 GB	23	10,819	45,542	3.15 GB

Countries (Top 10) - Full list

Countries	Pages	Hits	Bandwidth
Switzerland	ch 525,069	1,368,049	81.77 GB
Germany	de 8,600	127,219	9.70 GB
United States	us 5,369	23,464	2.18 GB
France	fr 4,010	18,918	2.44 GB
Netherlands	nl 2,566	8,422	644.37 MB
Sweden	se 1,212	2,311	390.66 MB
China	cn 930	3,444	187.62 MB
Italy	it 592	16,463	843.99 MB
Austria	at 508	16,197	1.11 GB
Great Britain	gb 461	3,845	314.22 MB
Others	5016	41767	8.87 GB

Hosts (Top 10) - Full list - Last visit - Unresolved IP Address

Hosts : 0 Known, 10,550 Unknown (unresolved ip)
7,813 Unique visitors

GeoIP Country	Pages	Hits	Bandwidth	Last visit
Switzerland	401,795	414,897	20.85 GB	31 Mar 2021 - 23:59
Switzerland	32,412	33,125	40.64 MB	31 Mar 2021 - 17:54
Switzerland	14,227	38,372	4.68 GB	13 Mar 2021 - 11:44
Switzerland	5,305	5,896	1.38 GB	02 Mar 2021 - 14:02
Switzerland	4,452	7,652	413.15 MB	29 Mar 2021 - 14:42
Switzerland	3,298	13,134	628.76 MB	31 Mar 2021 - 16:42
Switzerland	3,212	18,973	2.53 MB	31 Mar 2021 - 23:40
Switzerland	2,583	2,583	701.47 MB	29 Mar 2021 - 06:50
Germany	1,925	1,925	3.32 MB	22 Mar 2021 - 20:49
France	1,526	2,045	1.29 GB	28 Mar 2021 - 20:57

Others	83,598	1,091,497	78.44 GB
--------	--------	-----------	----------

Robots/Spiders visitors (Top 10) - Full list - Last visit

92 different robots*

	Hits	Bandwidth	Last visit
bingbot	72,445+1763	18.59 GB	31 Mar 2021 - 23:59
wordpress	67,794	71.25 MB	31 Mar 2021 - 23:59
empty user agent string	37,123+2	4.27 GB	31 Mar 2021 - 23:57
Googlebot	19,822+122	4.74 GB	31 Mar 2021 - 23:37
MSIE 6 - (Rogue Robot)	18,153	120.34 MB	23 Mar 2021 - 01:45
BingPreview	11,104	2.19 GB	31 Mar 2021 - 23:43
mozilla/5.0 - (Rogue Robot)	7,787	215.87 MB	31 Mar 2021 - 23:55
Unknown robot identified by bot*	6,393+997	1.62 GB	31 Mar 2021 - 23:37
Baidu (catchall)	4,944	267.02 MB	30 Mar 2021 - 22:56
Applebot	4,294+67	1.10 GB	31 Mar 2021 - 23:52
Others	16,837+3190	4.32 GB	

* Robots shown here gave hits or traffic "not viewed" by visitors, so they are not included in other charts. Numbers after + are successful hits on "robots.txt" files.

Visits duration

Number of visits: 17,247 - Average: 310 s

	Number of visits	Percent
0s-30s	11,626	67.4 %
30s-2mn	1,764	10.2 %
2mn-5mn	1,083	6.2 %
5mn-15mn	1,142	6.6 %
15mn-30mn	567	3.2 %
30mn-1h	506	2.9 %
1h+	559	3.2 %

File type

File type

File type	Hits	Percent	Bandwidth	Percent
js JavaScript file	515,310	31.6 %	19.58 GB	18.9 %
php Dynamic PHP Script file	453,877	27.8 %	20.99 GB	20.3 %
css Cascading Style Sheet file	295,209	18.1 %	6.88 GB	6.6 %
png Image	130,259	7.9 %	1.66 GB	1.6 %
jpg Image	113,138	6.9 %	17.48 GB	16.9 %
html HTML or XML static page	80,467	4.9 %	21.21 GB	20.5 %
pdf Adobe Acrobat file	14,094	0.8 %	8.97 GB	8.6 %
woff2 Font file	7,268	0.4 %	448.75 MB	0.4 %
Unknown	6,254	0.3 %	12.42 MB	0 %
svg Image	5,203	0.3 %	12.56 MB	0 %
woff Font file	5,150	0.3 %	26.83 MB	0 %
gif Image	1,165	0 %	9.03 MB	0 %
eot Font file	813	0 %	65.16 MB	0 %
xls Document	409	0 %	11.69 MB	0 %
jpeg Image	199	0 %	8.41 MB	0 %
ttf TrueType scalable font file	171	0 %	11.32 MB	0 %
doc Document	161	0 %	1.79 MB	0 %
txt Text file	141	0 %	23.74 KB	0 %
docx Document	138	0 %	2.17 MB	0 %
mp4 Video file	122	0 %	4.38 GB	4.2 %
xml HTML or XML static page	102	0 %	26.84 MB	0 %
zip Archive	92	0 %	99.41 MB	0 %
- ics	66	0 %	25.96 MB	0 %
- cn	63	0 %	280.08 KB	0 %
pptx Document	55	0 %	42.35 MB	0 %
- map	51	0 %	59.66 KB	0 %
mp3 Audio file	51	0 %	191.00 MB	0.1 %
- pptm	26	0 %	989.58 MB	0.9 %
rtf Document	12	0 %	27.28 MB	0 %
- ppsx	10	0 %	4.70 MB	0 %
- xlt	9	0 %	46.06 KB	0 %
wav Audio file	5	0 %	97.93 KB	0 %
- scss	4	0 %	6.32 KB	0 %
xlsx Document	3	0 %	254.57 KB	0 %
- tiff	1	0 %	227.34 KB	0 %
- env	1	0 %	264.76 KB	0 %

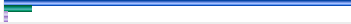









Downloads (Top 10) - Full list

Downloads: 1359


	Hits	206 Hits	Bandwidth	Average size
/wp-content/uploads/2020/10/201008-USKA_Frequenzliste_Voice.pdf	352	18	11.05 MB	30.57 KB
/wp-content/uploads/2018/06/Empfangsst%C3%B6rungen-durch-PV-Anla...	193	206	1.71 GB	4.39 MB
/wp-content/uploads/2021/01/Beilagen-DV-2021.pdf	185	125	2.21 GB	7.29 MB
/wp-content/uploads/2016/04/Q_Code.pdf	183	6	12.09 MB	65.51 KB

 /wp-content/uploads/2016/05/20160601_IARU_R1_HF_BANDPLAN_2016_DK...	167	7	20.29 MB	119.38 KB
 /wp-content/uploads/2016/05/20160601_IARU_R1_HF_BANDPLAN_2016_IA...	135	1	12.83 MB	96.63 KB
 /wp-content/uploads/2016/06/Blitzschutz_fuer_Haus_und_Antenne.pd...	126	24	77.45 MB	528.72 KB
 /wp-content/uploads/2016/06/CW-ZenARTGerman.pdf	118	3	66.31 MB	561.19 KB
 /wp-content/uploads/2019/06/190612-USKA_Frequenzliste_Beacons.pd...	103	10	3.36 MB	30.48 KB
 /wp-content/uploads/2021/03/USKA-Budget_Version_2_Kst100_101_gek...	97	0	23.33 MB	246.26 KB

Pages-URL (Top 10) - [Full list](#) - [Entry](#) - [Exit](#)

3,271 different pages-url	Viewed	Average size	Entry	Exit	
/wp-admin/admin-ajax.php	440,980	43.98 KB	22	128	
/was-ist-amateurfunk/	21,780	267.83 KB	105	123	
/	13,064	300.78 KB	6,421	2,935	
/feed/	6,862	13.14 KB	1,345	1,326	
/wp-content/plugins/ubermenu/assets/fontawesome/webfonts/fa-soli...	6,475	67.46 KB	126	1,104	
/wp-login.php	6,366	8.80 KB	1,592	1,045	
/wp-content/plugins/wp-latest-posts/css/fonts/flexslider-icon.wo...	4,680	1.41 KB	6	1,440	
/feed	1,803		20	17	
/services/ajax.php/horde/topbarUpdate	1,794	645 Bytes	12	35	
/wp-admin/post.php	1,611	577.99 KB			
Others	48,918	311.34 KB	7,598	9,094	

Operating Systems (Top 10) - [Full list/Versions](#) - [Unknown](#)

Operating Systems		Pages	Percent	Hits	Percent
 Macintosh		411,589	74.2 %	544,535	33.3 %
 Windows		111,236	20 %	817,737	50 %
 Linux		17,431	3.1 %	164,917	10.1 %
 Unknown		8,917	1.6 %	9,997	0.6 %
 iOS		5,066	0.9 %	93,381	5.7 %
 Unknown Unix system		71	0 %	1,738	0.1 %
 OS/2		20	0 %	316	0 %
 BSD		2	0 %	2	0 %
 Sun Solaris		1	0 %	1	0 %

Browsers (Top 10) - [Full list/Versions](#) - [Unknown](#)

Browsers		Grabber	Pages	Percent	Hits	Percent
 Safari		No	411,331	74.2 %	594,259	36.3 %
 Google Chrome		No	90,754	16.3 %	548,528	33.5 %
 Firefox		No	35,467	6.3 %	427,241	26.1 %
 Mozilla		No	5,451	0.9 %	9,326	0.5 %
 MS Internet Explorer		No	5,154	0.9 %	19,784	1.2 %
 Unknown		?	4,265	0.7 %	4,725	0.2 %
 Opera		No	1,308	0.2 %	19,126	1.1 %
 iPhone (PDA/Phone browser)		No	265	0 %	5,125	0.3 %
 Edge		No	230	0 %	3,938	0.2 %
 Android browser (PDA/Phone browser)		No	36	0 %	330	0 %
Others			72	0 %	242	0 %

Connect to site from

Origin	Pages	Percent	Hits	Percent
Direct address / Bookmark / Link in email...	34,747	73.3 %	48,844	54.9 %
Links from an Internet Search Engine - Full list	5,048	10.6 %	9,024	10.1 %
- Google .com 3,033 / 5,064				
- Google Switzerland 1,023 / 1,432				
- Google Germany 248 / 626				
- Bing 218 / 370				
- startpage.com 143 / 287				
- DuckDuckGo 130 / 145				
- Google United Kingdom 28 / 31				
- MyWay 27 / 29				
- Google Austria 23 / 44				
- Google Italy 19 / 22				
- Others 156 / 974				
Links from an external page (other web sites except search engines) - Full list	7,005	14.7 %	28,082	31.5 %
- https://webmail.uska.ch/imp/dynamic.php 4,497 10,182				
- https://webmail.uska.ch/login.php 387 2,258				
- https://webmail.uska.ch/imp/smartmobile.php 321 507				
- http://m.facebook.com 161 163				
- https://webmail.uska.ch/imp/basic.php 142 572				
- https://hb9ww.org 106 161				
- http://hb9gl.ch 88 88				
- http://hb9o.uska.ch 75 75				
- https://www.darc.de/der-club/referate/conteste/darc-contestkalen... 72 72				
- https://l.facebook.com 70 70				
- Others 1,086 13,934				
Unknown Origin	588	1.2 %	2,972	3.3 %

Search Keyphrases (Top 10)

[Full list](#)

66 different keyphrases

uska
 uska sektionen
 amateurfunk q code
 uska.ch
 7868768a
 amateurfunk schweiz
 swiss activity contest
 ^cao^x^dm343^ttab03^ch
 https://www.uska.ch/wp-login.php?redirect_to=%2f%3fsso%3dbm9uy2u9yjk5ntg2ymqxzwy2mzm2odc0mzu4mdhkmtq0njcymdumcmv0dxjux3nzb191cmw9ahr0chmlm0elmkylmkzmb3j1bs51c2thlmnojtjgc2vzc2lvbiuyrnnzb19sb2dpg%new%ham%radio%equipment%2021
 Other phrases

Miscellaneous

Miscellaneous		
Successful hits on favicon.ico	4,374 / 7,813 Visitors	55.9 %

HTTP Status codes

HTTP Status codes*				
		Hits	Percent	Bandwidth
404	Document Not Found (hits on favicon excluded)	300,295	61.3 %	3.79 GB
400	Bad Request	116,155	23.7 %	72.50 MB
301	Moved permanently (redirect)	49,362	10 %	13.44 MB
302	Moved temporarily (redirect)	14,720	3 %	11.77 MB
503	Server busy	4,512	0.9 %	78.30 MB
403	Forbidden	1,943	0.3 %	3.76 MB
206	Partial Content	1,321	0.2 %	121.00 MB
500	Internal server Error	1,158	0.2 %	17.16 MB
406	Document not acceptable to client	69	0 %	41.53 KB
401	Unauthorized	12	0 %	8.77 KB
405	Method not allowed	11	0 %	3.37 KB
416	Requested range not valid	6	0 %	3.76 KB
422	Unknown error	1	0 %	5.28 KB
409	Request conflicts with state of resource	1	0 %	3.20 KB

* Codes shown here gave hits or traffic "not viewed" by visitors, so they are not included in other charts.

Advanced Web Statistics 7.7 (build 20180105) - Created by awstats (plugins: geoip)