

Warning: Tried to load plugin "geoip" twice. Fix config file.

Statistics for: uska.ch
Last Update: 01 Jun 2021 - 05:42
Reported period: Month May 2021



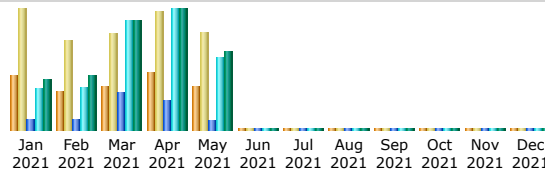
When: [Monthly history](#) [Days of month](#) [Days of week](#) [Hours](#)
Who: [Countries](#) [Full list](#) [Hosts](#) [Full list](#) [Last visit](#) [Unresolved IP Address](#) [Robots/Spiders visitors](#) [Full list](#) [Last visit](#)
Navigation: [Visits duration](#) [File type](#) [Downloads](#) [Full list](#) [Viewed](#) [Full list](#) [Entry](#) [Exit](#) [Operating Systems](#) [Versions](#) [Unknown](#) [Browsers](#) [Versions](#) [Unknown](#)
Referrers: [Origin](#) [Referring search engines](#) [Referring sites](#) [Search](#) [Search Keyphrases](#) [Search Keywords](#)
Others: [Miscellaneous](#) [HTTP Status codes](#) [Error Hits \(404\)](#)

Summary

Reported period	Month May 2021				
First visit	01 May 2021 - 00:00				
Last visit	31 May 2021 - 23:59				
	Unique visitors	Number of visits	Pages	Hits	Bandwidth
Viewed traffic *	7,720	17,488 (2.26 visits/visitor)	129,713 (7.41 Pages/Visit)	1,066,347 (60.97 Hits/Visit)	78.22 GB (4690.34 KB/Visit)
Not viewed traffic *			413,094	527,168	49.34 GB

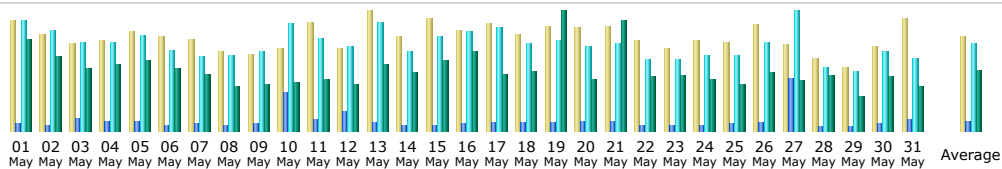
* Not viewed traffic includes traffic generated by robots, worms, or replies with special HTTP status codes.

Monthly history



Month	Unique visitors	Number of visits	Pages	Hits	Bandwidth
Jan 2021	9,879	21,706	154,211	616,988	50.44 GB
Feb 2021	6,859	15,968	146,833	628,545	53.78 GB
Mar 2021	7,813	17,247	554,333	1,630,099	108.40 GB
Apr 2021	10,191	21,239	438,011	1,792,758	120.02 GB
May 2021	7,720	17,488	129,713	1,066,347	78.22 GB
Jun 2021	101	125	665	2,284	92.27 MB
Jul 2021	0	0	0	0	0
Aug 2021	0	0	0	0	0
Sep 2021	0	0	0	0	0
Oct 2021	0	0	0	0	0
Nov 2021	0	0	0	0	0
Dec 2021	0	0	0	0	0
Total	42,563	93,773	1,423,766	5,737,021	410.95 GB

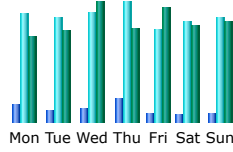
Days of month



Day	Number of visits	Pages	Hits	Bandwidth
01 May 2021	660	2,760	43,858	3.77 GB
02 May 2021	579	2,463	39,921	3.05 GB
03 May 2021	520	5,086	35,086	2.58 GB
04 May 2021	542	3,852	35,170	2.74 GB
05 May 2021	598	4,013	38,053	2.89 GB
06 May 2021	565	2,635	31,922	2.58 GB
07 May 2021	548	3,109	29,215	2.32 GB
08 May 2021	475	2,128	29,901	1.86 GB
09 May 2021	459	2,883	31,204	1.91 GB
10 May 2021	495	14,874	42,552	1.99 GB
11 May 2021	649	4,243	36,488	2.12 GB
12 May 2021	495	7,675	33,453	1.92 GB
13 May 2021	719	3,597	43,201	2.72 GB
14 May 2021	562	2,381	31,613	2.39 GB
15 May 2021	672	2,613	37,246	2.91 GB
16 May 2021	604	2,693	39,195	3.26 GB
17 May 2021	642	3,206	41,099	2.32 GB
18 May 2021	582	3,232	34,447	2.46 GB
19 May 2021	631	3,178	35,776	4.95 GB
20 May 2021	616	3,784	33,576	2.14 GB
21 May 2021	630	4,021	34,731	4.55 GB
22 May 2021	540	2,146	28,089	2.22 GB
23 May 2021	492	2,461	28,334	2.27 GB
24 May 2021	541	2,481	30,115	2.14 GB

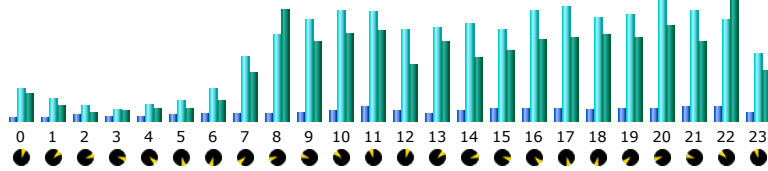
25 May 2021	528	2,701	29,695	1.91 GB
26 May 2021	636	3,406	35,363	2.40 GB
27 May 2021	514	20,708	47,583	2.08 GB
28 May 2021	437	1,958	25,276	2.26 GB
29 May 2021	379	1,622	23,783	1.42 GB
30 May 2021	505	3,079	31,706	2.24 GB
31 May 2021	673	4,725	28,696	1.84 GB
Average	564	4,184	34,398	2.52 GB
Total	17,488	129,713	1,066,347	78.22 GB

Days of week



Day	Pages	Hits	Bandwidth
Mon	6,074	35,509	2.18 GB
Tue	3,507	33,950	2.31 GB
Wed	4,568	35,661	3.04 GB
Thu	7,681	39,070	2.38 GB
Fri	2,867	30,208	2.88 GB
Sat	2,253	32,575	2.43 GB
Sun	2,715	34,072	2.55 GB

Hours



Hours	Pages	Hits	Bandwidth	Hours	Pages	Hits	Bandwidth
00	2,225	19,263	1.42 GB	12	6,224	53,177	3.03 GB
01	1,828	12,710	851.36 MB	13	4,157	53,999	4.24 GB
02	3,693	9,195	506.53 MB	14	6,003	56,388	3.38 GB
03	2,809	6,472	555.94 MB	15	7,320	53,628	3.73 GB
04	2,944	9,470	688.99 MB	16	7,114	64,543	4.26 GB
05	3,581	12,333	724.31 MB	17	7,206	66,517	4.43 GB
06	4,089	18,851	1.09 GB	18	6,908	60,496	4.57 GB
07	4,595	37,653	2.59 GB	19	7,546	62,262	4.39 GB
08	4,539	50,472	5.94 GB	20	7,509	70,149	5.08 GB
09	4,699	58,764	4.20 GB	21	8,360	64,586	4.22 GB
10	5,568	64,489	4.64 GB	22	7,849	58,524	6.37 GB
11	8,027	63,348	4.76 GB	23	4,920	39,058	2.63 GB

Countries (Top 10) - Full list

Countries	Pages	Hits	Bandwidth	
Switzerland	ch	102,280	792,043	48.45 GB
United States	us	7,303	26,435	3.96 GB
Germany	de	7,042	134,841	10.31 GB
Netherlands	nl	2,337	5,847	512.51 MB
France	fr	2,212	10,323	1.29 GB
Ireland	ie	574	2,595	298.49 MB
Canada	ca	568	1,627	321.49 MB
China	cn	559	3,558	192.70 MB
Russian Federation	ru	559	2,721	673.27 MB
Italy	it	531	12,598	744.44 MB
Others		5748	73759	11.54 GB

Hosts (Top 10) - Full list - Last visit - Unresolved IP Address

Hosts : 0 Known, 10,546 Unknown (unresolved ip) 7,720 Unique visitors	GeoIP Country	Pages	Hits	Bandwidth	Last visit
31.10.131.194	Switzerland	39,454	43,630	982.50 MB	31 May 2021 - 19:32
188.63.234.26	Switzerland	5,533	5,912	19.12 MB	12 May 2021 - 23:40
80.74.145.20	Switzerland	2,391	13,695	1.83 MB	31 May 2021 - 23:38
85.0.165.65	Switzerland	2,152	2,498	12.89 MB	07 May 2021 - 18:53
151.248.135.8	Switzerland	1,903	4,352	521.14 MB	26 May 2021 - 20:52
77.56.160.64	Switzerland	1,881	6,115	215.93 MB	31 May 2021 - 20:04
84.74.89.33	Switzerland	1,594	3,112	67.62 MB	29 May 2021 - 11:34
34.65.57.89	Switzerland	1,506	1,507	448.53 MB	26 May 2021 - 02:13
213.144.156.228	Switzerland	1,398	1,809	24.47 MB	31 May 2021 - 23:50
84.226.154.155	Switzerland	1,343	2,034	79.34 MB	31 May 2021 - 12:35

Others		70,558	981,683	75.91 GB
--------	--	--------	---------	----------

Robots/Spiders visitors (Top 10) - Full list - Last visit

84 different robots*

	Hits	Bandwidth	Last visit
bingbot	75,719+760	21.96 GB	31 May 2021 - 23:59
wordpress	63,145	27.94 MB	31 May 2021 - 23:59
empty user agent string	59,237+2	8.30 GB	31 May 2021 - 23:59
nbot	24,559+163	2.69 GB	31 May 2021 - 16:45
Googlebot	18,713+121	4.95 GB	31 May 2021 - 23:58
mozilla/5.0 - (Rogue Robot)	7,771	248.53 MB	31 May 2021 - 23:56
Unknown robot identified by bot*	7,364+56	1.54 GB	31 May 2021 - 21:41
link	5,731+21	728.90 MB	28 May 2021 - 11:04
Baidu (catchall)	5,103	309.61 MB	31 May 2021 - 06:13
BingPreview	4,035	864.71 MB	31 May 2021 - 23:22
Others	22,824+3442	4.05 GB	

* Robots shown here gave hits or traffic "not viewed" by visitors, so they are not included in other charts. Numbers after + are successful hits on "robots.txt" files.

Visits duration

Number of visits: 17,488 - Average: 314 s

	Number of visits	Percent
0s-30s	12,054	68.9 %
30s-2mn	1,687	9.6 %
2mn-5mn	980	5.6 %
5mn-15mn	1,123	6.4 %
15mn-30mn	501	2.8 %
30mn-1h	529	3 %
1h+	614	3.5 %

File type

File type

File type	Hits	Percent	Bandwidth	Percent
js JavaScript file	432,666	40.5 %	17.55 GB	24.5 %
css Cascading Style Sheet file	274,758	25.7 %	6.37 GB	8.9 %
png Image	111,198	10.4 %	1.07 GB	1.5 %
jpg Image	96,630	9 %	16.07 GB	22.5 %
php Dynamic PHP Script file	66,246	6.2 %	1003.69 MB	1.3 %
html HTML or XML static page	48,367	4.5 %	12.45 GB	17.4 %
pdf Adobe Acrobat file	13,309	1.2 %	9.30 GB	13 %
svg Image	6,355	0.5 %	13.26 MB	0 %
woff2 Font file	6,108	0.5 %	397.36 MB	0.5 %
Unknown	4,184	0.3 %	12.59 MB	0 %
woff Font file	4,012	0.3 %	25.61 MB	0 %
gif Image	830	0 %	6.59 MB	0 %
eot Font file	380	0 %	28.38 MB	0 %
xls Document	302	0 %	9.63 MB	0 %
ttf TrueType scalable font file	186	0 %	17.80 MB	0 %
doc Document	112	0 %	1.42 MB	0 %
jpeg Image	101	0 %	2.15 MB	0 %
docx Document	99	0 %	304.79 KB	0 %
xml HTML or XML static page	85	0 %	23.61 MB	0 %
mp4 Video file	83	0 %	5.46 GB	7.6 %
zip Archive	69	0 %	323.46 MB	0.4 %
pptx Document	50	0 %	100.02 MB	0.1 %
- ics	43	0 %	16.52 MB	0 %
mp3 Audio file	36	0 %	129.27 MB	0.1 %
- cn	35	0 %	7.69 KB	0 %
txt Text file	27	0 %	14.19 KB	0 %
- pptm	22	0 %	1.02 GB	1.4 %
- com	16	0 %	3.52 KB	0 %
- ppsx	11	0 %	11.76 MB	0 %
- xlt	10	0 %	180.77 KB	0 %
rtf Document	8	0 %	18.19 MB	0 %
- map	4	0 %	4.86 KB	0 %
- scss	4	0 %	6.32 KB	0 %
xlsx Document	1	0 %	254.31 KB	0 %

Downloads (Top 10) - Full list

Downloads: 1333

	Hits	206 Hits	Bandwidth	Average size
/wp-content/uploads/2021/05/resulta_all_HB_20210512.pdf	394	87	193.87 MB	412.73 KB
/wp-content/uploads/2020/10/201008-USKA_Frequenzliste_Voice.pdf	364	1	10.97 MB	30.77 KB
/wp-content/uploads/2021/05/Zusammenfassung-BAKOM-Sitzung-2021-0...	266	30	11.75 MB	40.64 KB
/wp-content/uploads/2021/05/resulta_all_AllScores_20210512.pdf	220	190	473.75 MB	1.16 MB
/wp-content/uploads/2021/05/resulta_all_EUDX_20210512.pdf	217	151	409.87 MB	1.11 MB
/wp-content/uploads/2016/05/20160601_IARU_R1_HF_BANDPLAN_2016_DK...	193	5	23.56 MB	121.86 KB

/wp-content/uploads/2016/06/Blitzschutz_fuer_Haus_und_Antenne.pdf...	150	12	93.09 MB	588.45 KB
/wp-content/uploads/2021/05/Protokoll-Vorstandssitzung-BBB-VSS-6...	144	0	11.90 MB	84.61 KB
/wp-content/uploads/2016/04/Q_Code.pdf	135	2	8.89 MB	66.44 KB
/wp-content/uploads/2020/02/190706_V2-USKA_Frequenzliste_all.pdf	133	0	5.04 MB	38.83 KB

Pages-URL (Top 10) - [Full list](#) - [Entry](#) - [Exit](#)

2,938 different pages-url	Viewed	Average size	Entry	Exit	
/wp-admin/admin-ajax.php	53,692	1.42 KB	15	111	
/	10,650	342.08 KB	5,851	2,514	
/wp-login.php	7,661	9.07 KB	1,753	923	
/feed/	7,341	16.69 KB	1,432	1,604	
/wp-content/plugins/ubermenu/assets/fontawesome/webfonts/fa-sole...	5,341	71.88 KB	137	1,134	
/wp-content/plugins/wp-latest-posts/css/fonts/flexslider-icon.wo...	3,653	1.54 KB	20	1,141	
/services/ajax.php/horde/topbarUpdate	1,393	670 Bytes	6	23	
/contest/schweizer-contest-kw/	1,382	342.30 KB	513	667	
/xmlrpc.php	1,021	702 Bytes	60	572	
/die-uska/uska-fachstellen/frequenzkoordination/	1,002	296.62 KB	342	465	
Others	36,577	290.32 KB	7,359	8,334	

Operating Systems (Top 10) - [Full list/Versions](#) - [Unknown](#)

Operating Systems		Pages	Percent	Hits	Percent
Windows		57,327	44.1 %	641,002	59.9 %
Macintosh		47,558	36.6 %	159,055	14.8 %
Linux		12,307	9.4 %	156,955	14.6 %
? Unknown		6,673	5.1 %	7,821	0.7 %
iOS		5,763	4.4 %	102,678	9.6 %
U Unknown Unix system		58	0 %	813	0 %
OS/2		16	0 %	354	0 %
BSD		9	0 %	203	0 %
Sun Solaris		1	0 %	1	0 %
BeOS		1	0 %	1	0 %

Browsers (Top 10) - [Full list/Versions](#) - [Unknown](#)

Browsers		Grabber	Pages	Percent	Hits	Percent
Safari		No	49,565	38.2 %	221,846	20.7 %
Google Chrome		No	31,861	24.5 %	407,888	38.1 %
Firefox		No	29,746	22.9 %	384,583	35.9 %
Opera		No	6,280	4.8 %	21,743	2 %
Mozilla		No	4,292	3.3 %	9,092	0.8 %
MS Internet Explorer		No	4,278	3.2 %	11,678	1 %
? Unknown		?	3,256	2.5 %	3,778	0.3 %
iPhone (PDA/Phone browser)		No	191	0.1 %	5,634	0.5 %
Edge		No	163	0.1 %	1,855	0.1 %
Android browser (PDA/Phone browser)		No	45	0 %	495	0 %
Others			36	0 %	291	0 %

Connect to site from

Origin		Pages	Percent	Hits	Percent
Direct address / Bookmark / Link in email...		32,150	72.5 %	45,663	56.4 %
Links from an Internet Search Engine - Full list		5,091	11.4 %	8,140	10 %
- Google .com	3,101 / 4,848				
- Google Switzerland	980 / 1,333				
- Google Germany	285 / 705				
- Bing	219 / 361				
- DuckDuckGo	148 / 176				
- startpage.com	136 / 257				
- Google Austria	22 / 75				
- MyWay	22 / 23				
- Google United Kingdom	17 / 18				
- Yahoo : r.search.yahoo.com	17 / 17				
- Others	144 / 327				
Links from an external page (other web sites except search engines) - Full list		7,011	15.8 %	26,943	33.3 %
- https://webmail.uska.ch/imp/dynamic.php	3,902 8,281				
- https://webmail.uska.ch/imp/smartmobile.php	631 896				
- https://webmail.uska.ch/login.php	486 2,148				
- http://m.facebook.com	255 292				
- https://webmail.uska.ch/imp/basic.php	222 853				
- https://www.darc.de	116 116				
- https://l.facebook.com	115 166				
- https://hb9ww.org	102 144				
- http://hb9o.uska.ch	66 66				
- https://www.contestcalendar.com	58 58				
- Others	1,058 13,923				
Unknown Origin		85	0.1 %	85	0.1 %

Search Keyphrases (Top 10)

[Full list](#)

37 different keyphrases

inbox

fmg 2021

https://www.uska.ch/wp-login.php?redirect_to=%2f%3fsso%3dbm9uy2u9y2mwmhdlzmfimt4m2i1ztm3odk0ngnlymnimduxywemcmv0dxjux3nzb191cmw9ahr0chmlm0elmkylmkzmb3j1bs51c2thlmnojtjgc2vzc2lvbiuyrnnzb19sb2dpbg%253d%20funkamateur+kurse+basel

https://www.uska.ch/wp-login.php?redirect_to=%2f%3fsso%3dbm9uy2u9y2mwmhdlzmfimt4m2i1ztm3odk0ngnlymnimduxywemcmv0dxjux3nzb191cmw9ahr0chmlm0elmkylmkzmb3j1bs51c2thlmnojtjgc2vzc2lvbiuyrnnzb19sb2dpbg%253d%20bakom+pruefungstermine

50 mhz bandplan schweiz

https://www.uska.ch/wp-login.php?redirect_to=%2f%3fsso%3dbm9uy2u9zgy1y2izngn2fktzgm3zvhyjc1ntkxytuzjk5mjqmcmv0dxjux3nzb191cmw9ahr0chmlm0elmkylmkzmb3j1bs51c2thlmnojtjgc2vzc2lvbiuyrnnzb19sb2dpbg%253d%20https://www.uska.ch/wp-login.php?redirect_to=%2f%3fsso%3dbm9uy2u9otzlnjfmnzu0odhknmixotk5mgjkyzcyztrizj4yjumcmv0dxjux3nzb191cmw9ahr0chmlm0elmkylmkzmb3j1bs51c2thlmnojtjgc2vzc2lvbiuyrnnzb19sb2dpbg%253d%20https://www.uska.ch/wp-login.php?redirect_to=%2f%3fsso%3dbm9uy2u9mtu1njuzndkwzjq4mzkwnwm2ytq2otkzotbim2vhzjymcmv0dxjux3nzb191cmw9ahr0chmlm0elmkylmkzmb3j1bs51c2thlmnojtjgc2vzc2lvbiuyrnnzb19sb2dpbg%253d%20

Other phrases

Miscellaneous

Miscellaneous	4,267 / 7,720 Visitors	55.2 %
Successful hits on favicon.ico		

HTTP Status codes

HTTP Status codes*		Hits	Percent	Bandwidth
404	Document Not Found (hits on favicon excluded)	177,025	79 %	3.56 GB
301	Moved permanently (redirect)	22,291	9.9 %	7.71 MB
302	Moved temporarily (redirect)	14,698	6.5 %	10.05 MB
503	Server busy	6,813	3 %	70.88 MB
403	Forbidden	1,515	0.6 %	4.07 MB
206	Partial Content	1,120	0.5 %	70.66 MB
400	Bad Request	394	0.1 %	239.00 KB
406	Document not acceptable to client	84	0 %	51.17 KB
405	Method not allowed	9	0 %	3.30 KB
401	Unauthorized	6	0 %	4.95 KB
416	Requested range not valid	5	0 %	3.29 KB
500	Internal server Error	2	0 %	5.89 KB
201	Created	1	0 %	1.38 KB
422	Unknown error	1	0 %	5.28 KB

* Codes shown here gave hits or traffic "not viewed" by visitors, so they are not included in other charts.