

Warning: Tried to load plugin "geop" twice. Fix config file.

Statistics for: uska.ch
Last Update: 31 Jan 2022 - 04:08
Reported period: Month Jan 2022



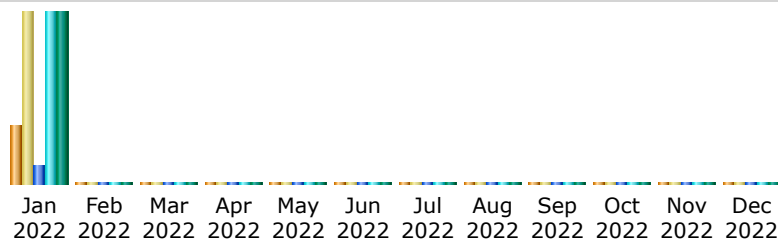
When: [Monthly history](#) [Days of month](#) [Days of week](#) [Hours](#)
Who: [Countries](#) [Full list](#) [Hosts](#) [Full list](#) [Last visit](#) [Unresolved IP Address](#) [Robots/Spiders visitors](#) [Full list](#) [Last visit](#)
Navigation: [Visits duration](#) [File type](#) [Downloads](#) [Full list](#) [Viewed](#) [Full list](#) [Entry](#) [Exit](#) [Operating Systems](#) [Versions](#) [Unknown](#) [Browsers](#) [Versions](#) [Unknown](#)
Referrers: [Origin](#) [Referring search engines](#) [Referring sites](#) [Search](#) [Search Keyphrases](#) [Search Keywords](#)
Others: [Miscellaneous](#) [HTTP Status codes](#) [Error Hits \(404\)](#)

Summary

Reported period	Month Jan 2022				
First visit	01 Jan 2022 - 00:05				
Last visit	31 Jan 2022 - 03:52				
	Unique visitors	Number of visits	Pages	Hits	Bandwidth
Viewed traffic *	9,256	26,963 (2.91 visits/visitor)	150,111 (5.56 Pages/Visit)	1,456,026 (54 Hits/Visit)	92.09 GB (3581.18 KB/Visit)
Not viewed traffic *			367,022	440,405	36.13 GB

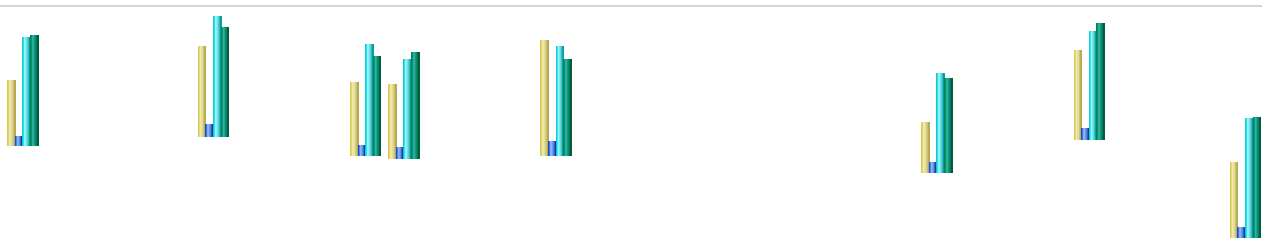
* Not viewed traffic includes traffic generated by robots, worms, or replies with special HTTP status codes.

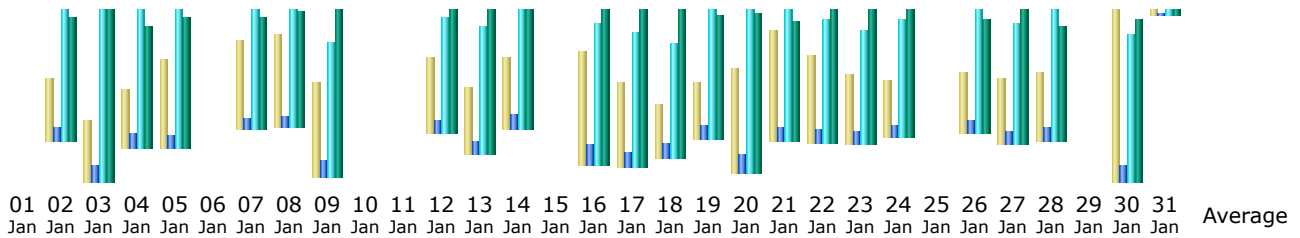
Monthly history



Month	Unique visitors	Number of visits	Pages	Hits	Bandwidth
Jan 2022	9,256	26,963	150,111	1,456,026	92.09 GB
Feb 2022	0	0	0	0	0
Mar 2022	0	0	0	0	0
Apr 2022	0	0	0	0	0
May 2022	0	0	0	0	0
Jun 2022	0	0	0	0	0
Jul 2022	0	0	0	0	0
Aug 2022	0	0	0	0	0
Sep 2022	0	0	0	0	0
Oct 2022	0	0	0	0	0
Nov 2022	0	0	0	0	0
Dec 2022	0	0	0	0	0
Total	9,256	26,963	150,111	1,456,026	92.09 GB

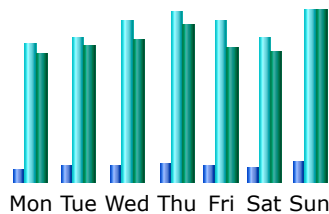
Days of month





Day	Number of visits	Pages	Hits	Bandwidth
01 Jan 2022	717	3,474	41,534	2.62 GB
02 Jan 2022	698	4,987	50,561	2.94 GB
03 Jan 2022	687	5,998	66,583	4.12 GB
04 Jan 2022	639	5,674	53,513	2.91 GB
05 Jan 2022	981	5,161	53,952	3.14 GB
06 Jan 2022	983	4,189	46,172	2.57 GB
07 Jan 2022	988	4,388	46,066	2.68 GB
08 Jan 2022	1,034	4,395	45,201	2.76 GB
09 Jan 2022	1,050	6,299	52,295	3.99 GB
10 Jan 2022	808	3,623	42,731	2.38 GB
11 Jan 2022	828	3,877	38,038	2.57 GB
12 Jan 2022	842	4,784	44,390	2.98 GB
13 Jan 2022	741	4,951	49,390	3.47 GB
14 Jan 2022	791	5,265	46,323	2.86 GB
15 Jan 2022	1,268	4,566	42,110	2.27 GB
16 Jan 2022	1,271	8,055	55,023	3.71 GB
17 Jan 2022	952	5,376	52,111	3.79 GB
18 Jan 2022	592	5,529	44,008	3.55 GB
19 Jan 2022	637	5,072	49,817	2.95 GB
20 Jan 2022	1,156	7,117	63,438	3.84 GB
21 Jan 2022	1,225	4,666	50,700	2.84 GB
22 Jan 2022	978	4,698	47,658	3.17 GB
23 Jan 2022	781	5,103	43,663	3.24 GB
24 Jan 2022	631	4,057	45,415	3.03 GB
25 Jan 2022	537	3,452	38,164	2.23 GB
26 Jan 2022	676	5,083	47,560	2.71 GB
27 Jan 2022	743	5,029	47,321	3.24 GB
28 Jan 2022	762	4,463	50,984	2.72 GB
29 Jan 2022	993	4,088	41,751	2.76 GB
30 Jan 2022	1,914	6,405	57,511	3.91 GB
31 Jan 2022	60	287	2,043	123.55 MB
Average	869	4,842	46,968	2.97 GB
Total	26,963	150,111	1,456,026	92.09 GB

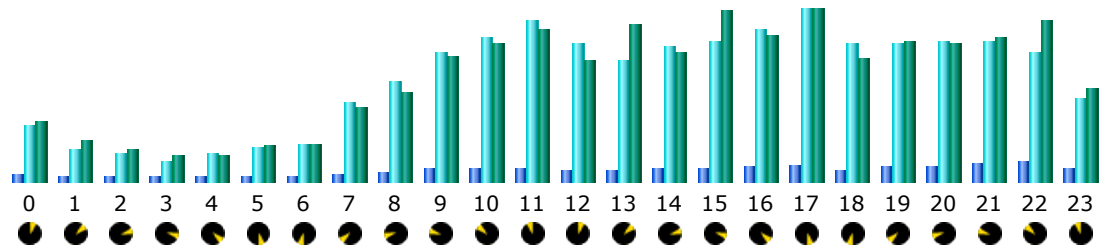
Days of week



Day	Pages	Hits	Bandwidth
Mon	3,868	41,776	2.69 GB
Tue	4,633	43,430	2.82 GB
Wed	5,025	48,929	2.95 GB
Thu	5,321	51,580	3.28 GB
Fri	4,695	48,518	2.78 GB

Sat	4,244	43,650	2.72 GB
Sun	6,169	51,810	3.56 GB

Hours



Hours	Pages	Hits	Bandwidth	Hours	Pages	Hits	Bandwidth
00	4,463	32,658	2.20 GB	12	6,072	81,625	4.41 GB
01	3,369	18,354	1.51 GB	13	6,614	71,371	5.72 GB
02	3,339	16,057	1.16 GB	14	7,275	78,987	4.68 GB
03	2,483	11,960	977.24 MB	15	7,063	82,517	6.19 GB
04	2,354	16,113	994.42 MB	16	8,040	89,699	5.32 GB
05	2,653	19,776	1.29 GB	17	8,988	101,112	6.25 GB
06	2,684	22,469	1.35 GB	18	6,697	81,201	4.46 GB
07	4,132	47,120	2.68 GB	19	8,855	81,102	5.09 GB
08	4,969	58,877	3.21 GB	20	8,242	82,669	5.04 GB
09	7,540	75,688	4.56 GB	21	10,716	82,567	5.22 GB
10	6,956	84,996	5.07 GB	22	11,944	75,463	5.85 GB
11	7,392	95,108	5.50 GB	23	7,271	48,537	3.39 GB

Countries (Top 10) - Full list

Countries	Pages	Hits	Bandwidth
Switzerland (ch)	94,382	971,635	59.70 GB
United States (us)	13,343	160,503	6.78 GB
Germany (de)	11,415	167,722	9.54 GB
Netherlands (nl)	7,506	13,988	2.73 GB
France (fr)	6,528	28,488	4.40 GB
Italy (it)	1,444	21,310	1.02 GB
Russian Federation (ru)	1,243	5,626	1.15 GB
Romania (ro)	1,135	2,623	432.27 MB
Poland (pl)	1,062	4,040	438.40 MB
China (cn)	1,026	2,315	312.48 MB
Others	11027	77776	5.62 GB

Hosts (Top 10) - Full list - Last visit - Unresolved IP Address

Hosts : 0 Known, 12,908 Unknown (unresolved ip) 9,256 Unique visitors	GeoIP Country	Pages	Hits	Bandwidth	Last visit
31.10.140.54	Switzerland	7,505	10,812	838.74 MB	28 Jan 2022 - 08:24
31.10.131.72	Switzerland	7,072	9,375	395.20 MB	13 Jan 2022 - 23:10
62.138.6.15	France	3,808	5,239	3.13 GB	31 Jan 2022 - 03:03
80.74.145.20	Switzerland	3,701	19,401	2.53 MB	31 Jan 2022 - 03:10
82.136.74.27	Switzerland	3,181	12,492	666.65 MB	30 Jan 2022 - 23:11
34.65.57.89	Switzerland	2,744	2,744	905.10 MB	31 Jan 2022 - 02:43
194.59.205.128	Germany	1,435	1,435	5.21 MB	31 Jan 2022 - 03:46
178.193.158.42	Switzerland	1,011	3,985	47.11 MB	30 Jan 2022 - 09:21
109.102.111.5	Romania	978	978	312.10 MB	18 Jan 2022 - 09:51
85.3.134.34	Switzerland	961	2,806	530.11 MB	30 Jan 2022 - 22:52

Others	117,715	1,386,759	85.34 GB
--------	---------	-----------	----------

Robots/Spiders visitors (Top 10) - [Full list](#) - [Last visit](#)

89 different robots*	Hits	Bandwidth	Last visit
wordpress	59,972	62.69 MB	31 Jan 2022 - 03:54
bingbot	43,263+528	16.15 GB	31 Jan 2022 - 03:54
Googlebot	21,255+67	6.27 GB	31 Jan 2022 - 03:54
oBot	12,218+21	3.02 GB	31 Jan 2022 - 03:55
crawl	9,056+15	1.61 GB	30 Jan 2022 - 18:54
Unknown robot identified by bot*	7,049+288	1.46 GB	31 Jan 2022 - 03:52
empty user agent string	4,454+3	1.44 GB	30 Jan 2022 - 12:50
Applebot	3,861+29	1.06 GB	31 Jan 2022 - 03:46
mozilla/5.0 - (Rogue Robot)	3,690	621.45 MB	31 Jan 2022 - 03:51
Baidu (catchall)	3,229	154.75 MB	30 Jan 2022 - 04:22
Others	17,217+2989	3.35 GB	

* Robots shown here gave hits or traffic "not viewed" by visitors, so they are not included in other charts. Numbers after + are successful hits on "robots.txt" files.

Visits duration

Number of visits: 26,963 - Average: 319 s		Number of visits	Percent
0s-30s		19,656	72.8 %
30s-2mn		1,999	7.4 %
2mn-5mn		1,164	4.3 %
5mn-15mn		1,278	4.7 %
15mn-30mn		894	3.3 %
30mn-1h		1,202	4.4 %
1h+		750	2.7 %
Unknown		20	0 %

File type

File type	Hits	Percent	Bandwidth	Percent
js JavaScript file	547,640	37.6 %	11.57 GB	12.6 %
css Cascading Style Sheet file	373,723	25.6 %	9.30 GB	10.1 %
png Image	223,501	15.3 %	2.18 GB	2.3 %
jpg Image	137,627	9.4 %	21.09 GB	23.1 %
html HTML or XML static page	92,179	6.3 %	30.05 GB	32.9 %
php Dynamic PHP Script file	34,693	2.3 %	1.28 GB	1.4 %
pdf Adobe Acrobat file	17,651	1.2 %	8.84 GB	9.6 %
woff2 Font file	13,673	0.9 %	771.02 MB	0.8 %
woff Font file	5,569	0.3 %	94.01 MB	0.1 %
Unknown	3,696	0.2 %	13.86 MB	0 %
svg Image	2,949	0.2 %	8.07 MB	0 %
gif Image	1,179	0 %	12.19 MB	0 %
jpeg Image	644	0 %	20.48 MB	0 %
xls Document	387	0 %	13.32 MB	0 %
doc Document	172	0 %	3.54 MB	0 %
ttf TrueType scalable font file	139	0 %	12.17 MB	0 %
docx Document	125	0 %	515.55 KB	0 %
mp4 Video file	101	0 %	4.98 GB	5.4 %
eot Font file	74	0 %	6.29 MB	0 %
zip Archive	70	0 %	74.38 MB	0 %
pptx Document	66	0 %	106.98 MB	0.1 %

	mp3	Audio file	50	0 %	52.57 MB	0 %
-	ics		41	0 %	2.36 MB	0 %
-	pptm		20	0 %	781.61 MB	0.8 %
-	ppsx		15	0 %	16.46 MB	0 %
	txt	Text file	14	0 %	4.50 KB	0 %
	rtf	Document	14	0 %	63.68 MB	0 %
-	xlt		8	0 %	1.07 KB	0 %
	xml	HTML or XML static page	4	0 %	9.39 KB	0 %
	xlsx	Document	2	0 %	508.61 KB	0 %

Downloads (Top 10) - Full list

Downloads: 1597		Hits	206 Hits	Bandwidth	Average size
	/wp-content/uploads/2021/12/Statistics-for-hamfest2021.ch-2021-1...	668	0	90.55 MB	138.81 KB
	/wp-content/uploads/2021/07/210701-USKA_Frequenzliste_Voice.pdf	268	2	7.81 MB	29.61 KB
	/wp-content/uploads/2022/01/2-SEC-21-RangL-Einzelstationen.pdf	216	25	25.89 MB	110.02 KB
	/wp-content/uploads/2022/01/3-SEC-21-RangL-Gruppen.pdf	147	4	13.52 MB	91.69 KB
	/wp-content/uploads/2020/04/PV2-2020_DC-Optimierer.pdf	143	7	178.81 MB	1.19 MB
	/wp-content/uploads/2016/05/20160601_IARU_R1_HF_BANDPLAN_2016_DK...	132	3	15.75 MB	119.46 KB
	/wp-content/uploads/2018/06/Empfangsst%C3%B6rungen-durch-PV-Anla...	123	124	1009.24 MB	4.09 MB
	/wp-content/uploads/2016/06/Blitzschutz_fuer_Haus_und_Antenne.pd...	120	5	72.46 MB	593.62 KB
	/wp-content/uploads/2016/04/Q_Code.pdf	120	3	7.70 MB	64.09 KB
	/wp-content/uploads/2022/01/1-Bericht-SEC-2021-ALH-final.pdf	111	4	20.29 MB	180.65 KB

Pages-URL (Top 10) - Full list - Entry - Exit











4,122 different pages-url	Viewed	Average size	Entry	Exit	
/page-not-found/	27,614	321.45 KB	1,275	8,589	
/wp-admin/admin-ajax.php	17,032	5.39 KB	22	114	
/	13,986	371.82 KB	6,224	2,715	
/wp-login.php	11,746	8.66 KB	7,459	6,795	
/wp-content/plugins/ubermenu/assets/fontawesome/webfonts/fa-soli...	8,508	76.52 KB	93	387	
/wp-content/plugins/wp-latest-posts/css/fonts/flexslider-icon.wo...	3,661	1.61 KB	18	1,133	
/en/	1,998	395.35 KB	767	461	
/feed/	1,802	32.79 KB	974	1,007	
/en/rss/	1,326		32	27	
/fr/	1,202	383.34 KB	152	38	
Others	61,236	299.75 KB	9,947	5,677	

Operating Systems (Top 10) - Full list/Versions - Unknown

Operating Systems		Pages	Percent	Hits	Percent
	Windows	83,701	55.7 %	889,488	60.9 %
	Macintosh	29,856	19.8 %	173,518	11.8 %
	Linux	21,578	14.3 %	267,662	18.3 %

 iOS	8,713	5.8 %	115,488	7.9 %
 Unknown	5,845	3.8 %	8,551	0.5 %
 Unknown Unix system	241	0.1 %	1,551	0.1 %
 OS/2	168	0.1 %	2,123	0.1 %
 BSD	5	0 %	15	0 %
 Sun Solaris	3	0 %	3	0 %
 BeOS	1	0 %	1	0 %

Browsers (Top 10) - Full list/Versions - Unknown

	Browsers	Grabber	Pages	Percent	Hits	Percent
	Google Chrome	No	65,403	43.5 %	662,665	45.4 %
	Firefox	No	40,347	26.8 %	508,192	34.8 %
	Safari	No	31,751	21.1 %	234,502	16 %
	Mozilla	No	3,850	2.5 %	8,181	0.5 %
	Unknown	?	3,321	2.2 %	4,405	0.3 %
	Opera	No	2,390	1.5 %	18,599	1.2 %
	MS Internet Explorer	No	1,734	1.1 %	4,629	0.3 %
	Edge	No	889	0.5 %	12,290	0.8 %
	IPhone (PDA/Phone browser)	No	392	0.2 %	4,686	0.3 %
	Netscape	No	23	0 %	184	0 %
	Others		11	0 %	67	0 %

Connect to site from

Origin	Pages	Percent	Hits	Percent
Direct address / Bookmark / Link in email...	48,743	79.4 %	66,572	66.3 %
Links from an Internet Search Engine - Full list	5,997	9.7 %	8,572	8.5 %
- Google .com 3,405 / 4,845				
- Google Switzerland 1,165 / 1,434				
- Google Hong Kong 360 / 360				
- Google Germany 278 / 554				
- Bing 226 / 435				
- DuckDuckGo 204 / 235				
- startpage.com 140 / 225				
- Google Italy 39 / 43				
- Google United Kingdom 28 / 29				
- Google France 22 / 34				
- Others 130 / 378				
Links from an external page (other web sites except search engines) - Full list	5,758	9.3 %	24,429	24.3 %
- https://webmail.uska.ch/imp/dynamic.php 3,414 7,705				
- https://webmail.uska.ch/login.php 350 1,816				
- https://webmail.uska.ch/imp/smartmobile.php 299 440				
- https://webmail.uska.ch/imp/basic.php 199 535				
- http://mobile-webview.gmail.com 96 201				
- https://rich-v01.bluewin.ch 77 247				
- http://hb9o.uska.ch 68 68				
- https://rich-v02.bluewin.ch 58 225				
- https://lm.facebook.com 57 66				
- https://www.radioamateur.ch 57 870				
- Others 1,083 12,256				
Unknown Origin	821	1.3 %	826	0.8 %

Search Keyphrases (Top 10)

[Full list](#)

15 different keyphrases	Search	Percent
https://www.uska.ch/contest/schweizer-	2	11.1 %

Search Keywords (Top 10)

[Full list](#)

30 different keywords	Search	Percent
rufzeichen	4	9.5 %

contest-kw/			https	2	4.7 %
rufzeichen typ hb3	2	11.1 %	//www.uska.ch/contest/schweizer-contest-kw/	2	4.7 %
qo-100 uplink	2	11.1 %	hb3	2	4.7 %
günter stoof rufzeichen als funkamateur	1	5.5 %	typ	2	4.7 %
kw runden schweiz	1	5.5 %	funkamateur	2	4.7 %
bandwacht	1	5.5 %	kw	2	4.7 %
uska 2022	1	5.5 %	qo-100	2	4.7 %
qsl	1	5.5 %	uplink	2	4.7 %
kw empfangen bausatz	1	5.5 %	schweiz	2	4.7 %
liechtenstein rufzeichen	1	5.5 %	Other words	20	47.6 %
Other phrases	5	27.7 %			

Miscellaneous

Miscellaneous		
Successful hits on favicon.ico	3,719 / 9,256 Visitors	40.1 %

HTTP Status codes

HTTP Status codes*		Hits	Percent	Bandwidth
404	Document Not Found (hits on favicon excluded)	172,430	69.6 %	500.13 MB
301	Moved permanently (redirect)	51,568	20.8 %	58.48 MB
302	Moved temporarily (redirect)	15,725	6.3 %	247.54 MB
500	Internal server Error	5,088	2 %	96.74 MB
403	Forbidden	1,212	0.4 %	3.01 MB
206	Partial Content	1,144	0.4 %	71.65 MB
400	Bad Request	256	0.1 %	164.99 KB
406	Document not acceptable to client	29	0 %	17.64 KB
405	Method not allowed	7	0 %	3.46 KB
401	Unauthorized	2	0 %	1.68 KB
416	Requested range not valid	2	0 %	1.32 KB
409	Request conflicts with state of resource	1	0 %	3.12 KB

* Codes shown here gave hits or traffic "not viewed" by visitors, so they are not included in other charts.

Advanced Web Statistics 7.7 (build 20180105) - [Created by awstats \(plugins: geoip\)](#)