

Warning: Tried to load plugin "geoop" twice. Fix config file.

Statistics for: uska.ch
Last Update: 31 Mar 2022 - 04:13
Reported period: Month Mar 2022



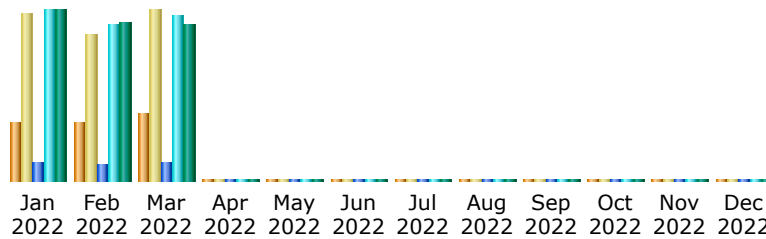
When: [Monthly history](#) [Days of month](#) [Days of week](#) [Hours](#)
Who: [Countries](#) [Full list](#) [Hosts](#) [Full list](#) [Last visit](#) [Unresolved IP Address](#) [Robots/Spiders visitors](#) [Full list](#) [Last visit](#)
Navigation: [Visits duration](#) [File type](#) [Downloads](#) [Full list](#) [Viewed](#) [Full list](#) [Entry](#) [Exit](#) [Operating Systems](#) [Versions](#) [Unknown](#) [Browsers](#) [Versions](#) [Unknown](#)
Referrers: [Origin](#) [Referring search engines](#) [Referring sites](#) [Search](#) [Search Keyphrases](#) [Search Keywords](#)
Others: [Miscellaneous](#) [HTTP Status codes](#) [Error Hits \(404\)](#)

Summary

Reported period	Month Mar 2022				
First visit	01 Mar 2022 - 00:00				
Last visit	31 Mar 2022 - 03:56				
	Unique visitors	Number of visits	Pages	Hits	Bandwidth
Viewed traffic *	11,021	27,959 (2.53 visits/visitor)	157,396 (5.62 Pages/Visit)	1,465,573 (52.41 Hits/Visit)	87.45 GB (3279.87 KB/Visit)
Not viewed traffic *			357,016	431,700	35.52 GB

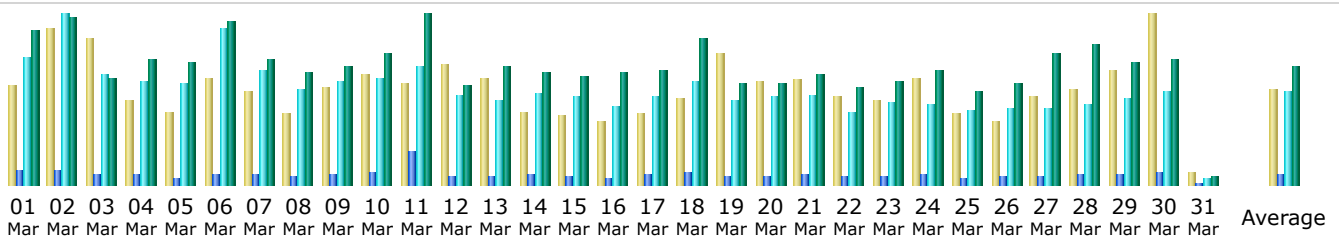
* Not viewed traffic includes traffic generated by robots, worms, or replies with special HTTP status codes.

Monthly history



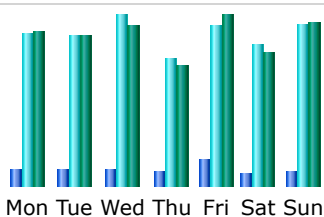
Month	Unique visitors	Number of visits	Pages	Hits	Bandwidth
Jan 2022	9,464	27,604	153,956	1,506,496	94.94 GB
Feb 2022	9,420	24,031	137,274	1,378,123	88.28 GB
Mar 2022	11,021	27,959	157,396	1,465,573	87.45 GB
Apr 2022	0	0	0	0	0
May 2022	0	0	0	0	0
Jun 2022	0	0	0	0	0
Jul 2022	0	0	0	0	0
Aug 2022	0	0	0	0	0
Sep 2022	0	0	0	0	0
Oct 2022	0	0	0	0	0
Nov 2022	0	0	0	0	0
Dec 2022	0	0	0	0	0
Total	29,905	79,594	448,626	4,350,192	270.67 GB

Days of month



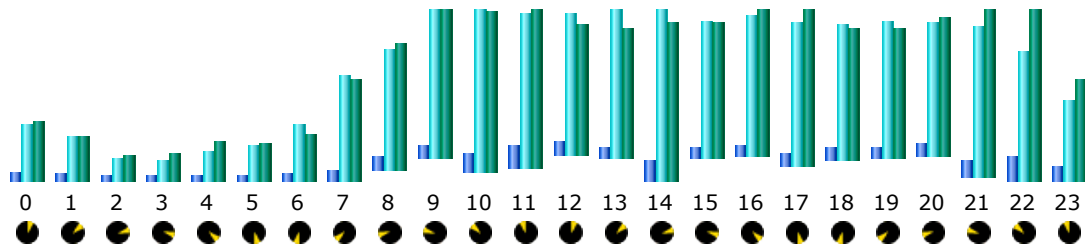
Day	Number of visits	Pages	Hits	Bandwidth
01 Mar 2022	946	6,675	63,682	3.66 GB
02 Mar 2022	1,469	6,942	85,312	4.01 GB
03 Mar 2022	1,385	5,047	55,179	2.55 GB
04 Mar 2022	795	5,020	51,663	3.00 GB
05 Mar 2022	691	3,423	51,080	2.92 GB
06 Mar 2022	1,010	5,320	77,975	3.92 GB
07 Mar 2022	878	5,156	57,437	3.01 GB
08 Mar 2022	675	4,135	47,573	2.68 GB
09 Mar 2022	922	5,299	52,068	2.81 GB
10 Mar 2022	1,041	6,070	53,630	3.14 GB
11 Mar 2022	950	16,903	58,843	4.06 GB
12 Mar 2022	1,138	4,224	44,814	2.38 GB
13 Mar 2022	1,005	4,414	41,976	2.82 GB
14 Mar 2022	690	4,840	46,420	2.68 GB
15 Mar 2022	653	4,496	44,259	2.58 GB
16 Mar 2022	590	3,151	39,476	2.68 GB
17 Mar 2022	663	5,259	44,361	2.75 GB
18 Mar 2022	820	5,793	51,943	3.52 GB
19 Mar 2022	1,236	4,136	42,092	2.40 GB
20 Mar 2022	975	4,084	43,805	2.42 GB
21 Mar 2022	995	4,791	45,423	2.64 GB
22 Mar 2022	832	4,181	36,869	2.34 GB
23 Mar 2022	793	4,300	41,041	2.48 GB
24 Mar 2022	1,003	4,792	40,391	2.72 GB
25 Mar 2022	668	3,331	37,441	2.26 GB
26 Mar 2022	604	4,082	38,423	2.42 GB
27 Mar 2022	823	4,034	38,441	3.14 GB
28 Mar 2022	902	5,070	40,300	3.36 GB
29 Mar 2022	1,076	5,680	42,814	2.90 GB
30 Mar 2022	1,607	5,838	47,053	3.01 GB
31 Mar 2022	124	910	3,789	191.93 MB
Average	901	5,077	47,276	2.82 GB
Total	27,959	157,396	1,465,573	87.45 GB

Days of week



Day	Pages	Hits	Bandwidth
Mon	4,964	47,395	2.92 GB
Tue	5,033	47,039	2.83 GB
Wed	5,106	52,990	3.00 GB
Thu	4,415	39,470	2.27 GB
Fri	7,761	49,972	3.21 GB
Sat	3,966	44,102	2.53 GB
Sun	4,463	50,549	3.07 GB

Hours



Hours	Pages	Hits	Bandwidth	Hours	Pages	Hits	Bandwidth
00	4,417	31,468	1.96 GB	12	6,693	79,952	4.23 GB
01	3,219	24,745	1.45 GB	13	6,362	84,235	4.24 GB
02	2,487	12,467	849.78 MB	14	10,682	96,002	5.20 GB
03	2,497	11,539	900.57 MB	15	6,163	77,389	4.46 GB
04	2,872	17,001	1.28 GB	16	6,389	79,864	4.82 GB
05	2,769	19,566	1.22 GB	17	6,746	80,313	5.11 GB
06	3,478	31,092	1.54 GB	18	6,701	75,775	4.32 GB
07	5,634	58,883	3.33 GB	19	6,261	77,332	4.26 GB
08	6,829	68,104	4.12 GB	20	7,025	74,914	4.56 GB
09	7,244	83,688	4.86 GB	21	9,330	84,858	5.48 GB
10	9,676	90,963	5.22 GB	22	13,544	73,593	5.59 GB
11	12,338	86,822	5.18 GB	23	8,040	45,008	3.33 GB

Countries (Top 10) - Full list

Countries	Pages	Hits	Bandwidth
Switzerland (ch)	99,552	921,180	52.65 GB
United States (us)	13,132	139,017	6.19 GB
Germany (de)	12,497	208,728	12.65 GB
France (fr)	6,986	35,579	4.15 GB
Netherlands (nl)	4,810	8,306	2.02 GB
Russian Federation (ru)	4,449	9,750	1.73 GB
Italy (it)	2,050	37,206	1.43 GB
Austria (at)	1,140	27,204	1.18 GB
Great Britain (gb)	1,050	7,136	467.95 MB
China (cn)	1,019	4,570	369.95 MB
Others	10711	66897	4.63 GB

Hosts (Top 10) - Full list - Last visit - Unresolved IP Address

Hosts : 0 Known, 15,853 Unknown (unresolved ip) 11,021 Unique visitors	GeoIP Country	Pages	Hits	Bandwidth	Last visit
85.1.119.218	Switzerland	12,463	17,913	1.94 GB	31 Mar 2022 - 00:16
194.41.216.169	Switzerland	10,230	11,329	1.08 GB	30 Mar 2022 - 12:03
80.74.145.20	Switzerland	5,330	26,067	3.41 MB	31 Mar 2022 - 03:20
146.4.22.190	Switzerland	3,258	3,283	1.10 GB	29 Mar 2022 - 04:24
62.138.6.15	France	3,201	4,433	2.49 GB	31 Mar 2022 - 03:02
212.51.134.75	Switzerland	2,752	16,187	38.14 MB	30 Mar 2022 - 22:17
46.191.137.112	Russian Federation	1,848	1,848	597.04 MB	30 Mar 2022 - 04:32
194.59.205.128	Germany	1,518	1,605	39.33 MB	31 Mar 2022 - 03:48
145.255.2.108	Russian Federation	1,484	1,484	434.63 MB	22 Mar 2022 - 00:34
34.65.57.89	Switzerland	1,458	1,458	485.09 MB	31 Mar 2022 - 03:27
Others		113,854	1,379,966	79.29 GB	

Robots/Spiders visitors (Top 10) - Full list - Last visit

83 different robots*	Hits	Bandwidth	Last visit

wordpress	57,327	49.58 MB	31 Mar 2022 - 03:56
bingbot	37,109+157	13.64 GB	31 Mar 2022 - 03:55
Googlebot	22,186+60	6.51 GB	31 Mar 2022 - 03:55
oBot	10,691+11	2.62 GB	31 Mar 2022 - 03:55
Unknown robot identified by bot*	5,432+243	1.66 GB	31 Mar 2022 - 03:06
mozilla/5.0 - (Rogue Robot)	4,969	304.41 MB	31 Mar 2022 - 01:28
Googlebot-Image	4,813	1.83 GB	31 Mar 2022 - 03:56
yacybot	4,769+11	1.67 GB	26 Mar 2022 - 22:09
Applebot	4,633+31	1.30 GB	31 Mar 2022 - 03:52
Baidu (catchall)	4,385	174.92 MB	30 Mar 2022 - 16:09
Others	17,927+4391	4.61 GB	

* Robots shown here gave hits or traffic "not viewed" by visitors, so they are not included in other charts. Numbers after + are successful hits on "robots.txt" files.

Visits duration

Number of visits: 27,959 - Average: 290 s		Number of visits	Percent
0s-30s		21,140	75.6 %
30s-2mn		1,932	6.9 %
2mn-5mn		1,092	3.9 %
5mn-15mn		1,132	4 %
15mn-30mn		776	2.7 %
30mn-1h		1,088	3.8 %
1h+		768	2.7 %
Unknown		31	0.1 %

File type

File type	Hits	Percent	Bandwidth	Percent
js JavaScript file	541,788	36.9 %	11.47 GB	13.1 %
css Cascading Style Sheet file	368,919	25.1 %	9.24 GB	10.5 %
png Image	241,145	16.4 %	2.23 GB	2.5 %
jpg Image	130,707	8.9 %	20.04 GB	22.9 %
html HTML or XML static page	94,913	6.4 %	29.33 GB	33.5 %
php Dynamic PHP Script file	36,020	2.4 %	2.19 GB	2.5 %
pdf Adobe Acrobat file	20,001	1.3 %	7.63 GB	8.7 %
woff2 Font file	15,154	1 %	827.71 MB	0.9 %
Unknown	7,118	0.4 %	73.83 MB	0 %
woff Font file	3,863	0.2 %	26.22 MB	0 %
svg Image	2,570	0.1 %	6.59 MB	0 %
gif Image	1,500	0.1 %	8.70 MB	0 %
xls Document	420	0 %	56.41 MB	0 %
jpeg Image	398	0 %	9.85 MB	0 %
doc Document	186	0 %	2.33 MB	0 %
docx Document	142	0 %	274.64 KB	0 %
mp4 Video file	132	0 %	3.83 GB	4.3 %
eot Font file	115	0 %	9.96 MB	0 %
ttf TrueType scalable font file	108	0 %	11.60 MB	0 %
zip Archive	84	0 %	18.90 MB	0 %
pptx Document	67	0 %	45.51 MB	0 %
mp3 Audio file	60	0 %	73.07 MB	0 %
- ics	50	0 %	6.69 KB	0 %
txt Text file	47	0 %	876.54 KB	0 %
- pptm	15	0 %	325.67 MB	0.3 %
- ppsx	14	0 %	9.41 MB	0 %

-	xlt		11	0 %	46.33 KB	0 %
	rtf	Document	11	0 %	9.10 MB	0 %
	xml	HTML or XML static page	4	0 %	5.75 KB	0 %
	json	JavaScript Object Notation file	4	0 %	9.03 KB	0 %
-	po		2	0 %	535.73 KB	0 %
-	scss		2	0 %	6.74 KB	0 %
-	md		2	0 %	16.32 KB	0 %
-	pot		1	0 %	235.75 KB	0 %

Downloads (Top 10) - Full list

Downloads: 1599		Hits	206 Hits	Bandwidth	Average size
	/wp-content/uploads/2021/11/Statistics-for-uska.ch-2021-06-main...	887	0	153.29 MB	176.97 KB
	/wp-content/uploads/2021/11/Statistics-for-uska.ch-2021-05-main...	483	0	82.92 MB	175.80 KB
	/wp-content/uploads/2021/11/Statistics-for-uska.ch-2021-01-main...	218	0	36.63 MB	172.05 KB
	/wp-content/uploads/2021/07/210701-USKA_Frequenzliste_Voice.pdf	203	0	5.76 MB	29.04 KB
	/wp-content/uploads/2021/12/Statistics-for-hamfest2021.ch-2021-1...	202	0	26.35 MB	133.56 KB
	/wp-content/uploads/2016/05/20160601_IARU_R1_HF_BANDPLAN_2016_DK...	190	3	22.93 MB	121.65 KB
	/wp-content/uploads/2018/06/Empfangsst%C3%B6rungen-durch-PV-Anla...	178	280	1.59 GB	3.55 MB
	/wp-content/uploads/2021/11/Statistics-for-hb9o.uska_.ch-2021-09...	170	0	25.65 MB	154.48 KB
	/wp-content/uploads/2022/03/WEB-Protokoll-VSS-11_01_2022.pdf	154	10	35.62 MB	222.42 KB
	/wp-content/uploads/2020/04/PV2-2020_DC-Optimierer.pdf	141	21	177.67 MB	1.10 MB

Pages-URL (Top 10) - Full list - Entry - Exit

4,607 different pages-url	Viewed	Average size	Entry	Exit	
/page-not-found/	25,537	330.13 KB	899	8,300	
/wp-admin/admin-ajax.php	18,338	4.62 KB	6	111	
/	13,764	390.99 KB	7,558	4,379	
/wp-login.php	9,988	8.70 KB	5,718	5,411	
/wp-content/plugins/ubermenu/assets/fontawesome/webfonts/fa-soli...	8,838	76.44 KB	78	357	
/wp-content/plugins/wp-latest-posts/css/fonts/flexslider-icon.wo...	3,433	1.60 KB	10	1,062	
/services/ajax.php/horde/topbarUpdate	3,222	710 Bytes	23	53	
/en/	2,080	402.39 KB	809	518	
/feed/	1,924	30.70 KB	1,097	1,120	
/wp-admin/post.php	1,558	654.26 KB			
Others	68,714	258.80 KB	11,761	6,617	

Operating Systems (Top 10) - Full list/Versions - Unknown

Operating Systems		Pages	Percent	Hits	Percent
	Windows	93,954	59.6 %	869,563	59.2 %
	Macintosh	26,132	16.6 %	165,191	11.2 %
	Linux	20,906	13.2 %	296,854	20.2 %
	iOS	10,007	6.3 %	123,484	8.4 %
	Unknown	6,024	3.8 %	8,282	0.5 %

	Unknown Unix system	296	0.1 %	2,446	0.1 %
	OS/2	37	0 %	845	0 %
	BSD	26	0 %	375	0 %
	Sun Solaris	8	0 %	8	0 %
	Sony PlayStation	3	0 %	3	0 %
	Others	3	0 %	68	0 %

Browsers (Top 10) - [Full list/Versions](#) - [Unknown](#)

	Browsers	Grabber	Pages	Percent	Hits	Percent
	Google Chrome	No	74,060	47 %	696,583	47.4 %
	Firefox	No	38,072	24.1 %	485,522	33 %
	Safari	No	30,091	19.1 %	233,818	15.9 %
	MS Internet Explorer	No	5,032	3.1 %	8,205	0.5 %
	Unknown	?	4,815	3 %	6,111	0.4 %
	Mozilla	No	2,391	1.5 %	6,915	0.4 %
	Opera	No	1,990	1.2 %	19,375	1.3 %
	IPhone (PDA/Phone browser)	No	567	0.3 %	7,020	0.4 %
	Edge	No	274	0.1 %	2,017	0.1 %
	Netscape	No	52	0 %	259	0 %
	Others		52	0 %	1294	0 %

Connect to site from

Origin	Pages	Percent	Hits	Percent
Direct address / Bookmark / Link in email...	40,613	67 %	69,418	59.4 %
Links from an Internet Search Engine - Full list	8,148	13.4 %	10,781	9.2 %
- Google .com 5,256 / 6,754				
- Google Switzerland 1,146 / 1,364				
- Google Hong Kong 476 / 478				
- Google Germany 358 / 690				
- Bing 287 / 461				
- DuckDuckGo 215 / 282				
- startpage.com 151 / 337				
- Google Italy 48 / 55				
- Google Austria 41 / 62				
- Google France 24 / 33				
- Others 146 / 265				
Links from an external page (other web sites except search engines) - Full list	9,722	16 %	34,471	29.5 %
- https://webmail.uska.ch/imp/dynamic.php 6,572 13,289				
- https://webmail.uska.ch/imp/basic.php 531 1,563				
- https://webmail.uska.ch/login.php 518 2,542				
- https://webmail.uska.ch/imp/smartmobile.php 427 648				
- https://www.mikrocontroller.net 213 213				
- https://lm.facebook.com 113 113				
- https://l.facebook.com 76 77				
- http://m.facebook.com 71 75				
- http://hb9o.uska.ch 67 67				
- https://www.radioamateur.ch 65 600				
- Others 1,069 15,284				
Unknown Origin	2,106	3.4 %	2,116	1.8 %

Search Keyphrases (Top 10)

[Full list](#)

13 different keyphrases	Search	Percent
https://www.uska.ch/	57	61.2 %
https%3a%2f%2fwww.uska.ch%2f	17	18.2 %
uska hamfest 2022	4	4.3 %

Search Keywords (Top 10)

[Full list](#)

24 different keywords	Search	Percent
https	61	34.6 %
//www.uska.ch/	57	32.3 %
https%3a%2f%2fwww.uska.ch%2f	17	9.6 %

https //www.uska.ch/forums-public/	2	2.1 %	uska	6	3.4 %
uska schweiz	2	2.1 %	2022	4	2.2 %
exelberg frequenzliste	2	2.1 %	schweiz	4	2.2 %
https //www.uska.ch/contest/schweizer-contest-kw/	2	2.1 %	hamfest	4	2.2 %
funk amateure schweiz	2	2.1 %	//www.uska.ch/contest/schweizer-contest-kw/	2	1.1 %
position qo-100	1	1 %	exelberg	2	1.1 %
https%3a%2f%2fwww.uska.ch%2fforums-public%2f	1	1 %	frequenzliste	2	1.1 %
Other phrases	3	3.2 %	Other words	17	9.6 %

Miscellaneous

Miscellaneous		
Successful hits on favicon.ico	3,481 / 11,021 Visitors	31.5 %

HTTP Status codes

HTTP Status codes*		Hits	Percent	Bandwidth
404	Document Not Found (hits on favicon excluded)	175,888	70.6 %	599.39 MB
301	Moved permanently (redirect)	51,314	20.6 %	55.70 MB
302	Moved temporarily (redirect)	15,603	6.2 %	324.49 MB
500	Internal server Error	3,919	1.5 %	69.67 MB
206	Partial Content	1,112	0.4 %	128.21 MB
403	Forbidden	1,087	0.4 %	2.87 MB
400	Bad Request	80	0 %	46.79 KB
406	Document not acceptable to client	30	0 %	18.30 KB
405	Method not allowed	7	0 %	3.46 KB
416	Requested range not valid	5	0 %	3.29 KB
401	Unauthorized	1	0 %	851 Bytes

* Codes shown here gave hits or traffic "not viewed" by visitors, so they are not included in other charts.