

Warning: Tried to load plugin "geopip" twice. Fix config file.

Statistics for: uska.ch
Last Update: 01 Jan 2023 - 04:17
Reported period: Month Dec 2022



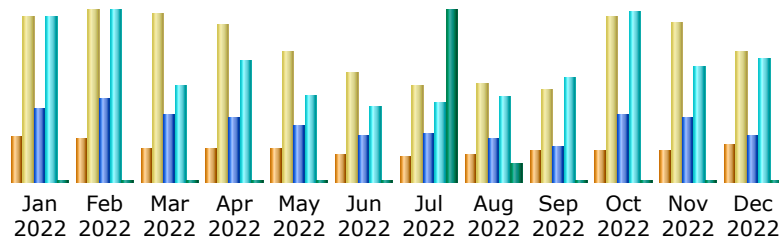
When: [Monthly history](#) [Days of month](#) [Days of week](#) [Hours](#)
Who: [Countries](#) [Full list](#) [Hosts](#) [Full list](#) [Last visit](#) [Unresolved IP Address](#) [Robots/Spiders visitors](#) [Full list](#) [Last visit](#)
Navigation: [Visits duration](#) [File type](#) [Downloads](#) [Full list](#) [Viewed](#) [Full list](#) [Entry](#) [Exit](#) [Operating Systems](#) [Versions](#) [Unknown](#) [Browsers](#) [Versions](#) [Unknown](#)
Referrers: [Origin](#) [Referring search engines](#) [Referring sites](#) [Search](#) [Search Keyphrases](#) [Search Keywords](#)
Others: [Miscellaneous](#) [HTTP Status codes](#) [Error Hits \(404\)](#)

Summary

Reported period	Month Dec 2022				
First visit	01 Dec 2022 - 00:01				
Last visit	31 Dec 2022 - 23:47				
	Unique visitors	Number of visits	Pages	Hits	Bandwidth
Viewed traffic *	799	2,781 (3.48 visits/visitor)	8,564 (3.07 Pages/Visit)	22,241 (7.99 Hits/Visit)	760.70 MB (280.1 KB/Visit)
Not viewed traffic *			94,080	108,349	12.40 GB

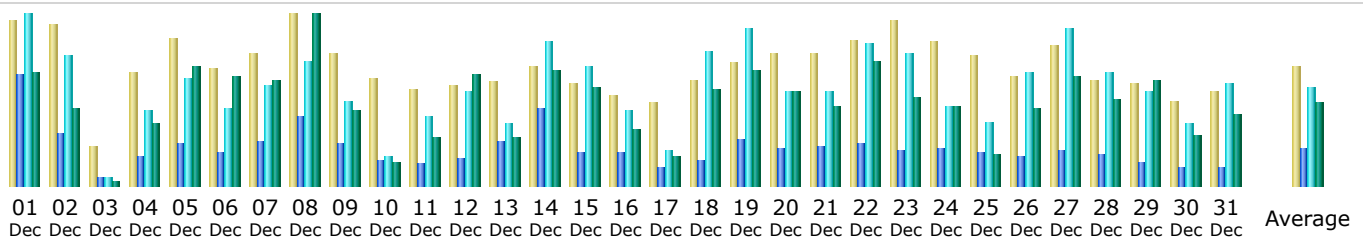
* Not viewed traffic includes traffic generated by robots, worms, or replies with special HTTP status codes.

Monthly history



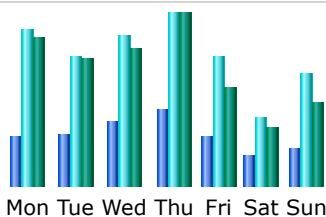
Month	Unique visitors	Number of visits	Pages	Hits	Bandwidth
Jan 2022	956	3,518	13,277	29,875	1.15 GB
Feb 2022	936	3,664	14,945	31,060	1.11 GB
Mar 2022	693	3,588	12,250	17,460	927.69 MB
Apr 2022	720	3,350	11,531	21,926	788.93 MB
May 2022	707	2,789	10,314	15,681	409.09 MB
Jun 2022	589	2,349	8,460	13,784	311.50 MB
Jul 2022	558	2,053	8,711	14,279	1.64 TB
Aug 2022	608	2,103	7,921	15,457	173.81 GB
Sep 2022	682	1,975	6,534	18,766	553.90 MB
Oct 2022	652	3,511	12,299	30,978	743.49 MB
Nov 2022	652	3,404	11,524	20,788	622.97 MB
Dec 2022	799	2,781	8,564	22,241	760.70 MB
Total	8,552	35,085	126,330	252,295	1.82 TB

Days of month



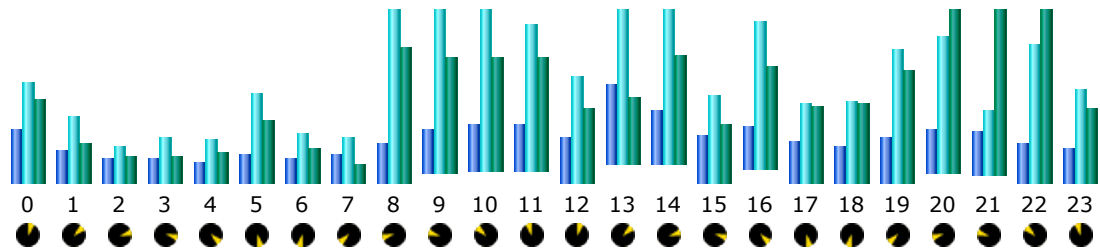
Day	Number of visits	Pages	Hits	Bandwidth
01 Dec 2022	124	818	1,251	33.59 MB
02 Dec 2022	121	376	959	22.49 MB
03 Dec 2022	30	58	62	1.56 MB
04 Dec 2022	85	220	544	18.06 MB
05 Dec 2022	111	317	781	35.28 MB
06 Dec 2022	88	245	566	32.23 MB
07 Dec 2022	99	328	732	31.36 MB
08 Dec 2022	129	514	911	50.52 MB
09 Dec 2022	100	313	624	22.37 MB
10 Dec 2022	81	192	221	7.25 MB
11 Dec 2022	73	160	509	14.46 MB
12 Dec 2022	75	196	694	32.97 MB
13 Dec 2022	78	324	445	14.52 MB
14 Dec 2022	89	567	1,050	34.06 MB
15 Dec 2022	76	249	862	28.76 MB
16 Dec 2022	68	242	548	16.58 MB
17 Dec 2022	63	134	255	8.42 MB
18 Dec 2022	79	184	973	28.21 MB
19 Dec 2022	92	337	1,149	33.93 MB
20 Dec 2022	100	271	692	27.68 MB
21 Dec 2022	100	288	685	23.55 MB
22 Dec 2022	110	315	1,040	36.56 MB
23 Dec 2022	124	261	970	26.16 MB
24 Dec 2022	108	276	575	23.49 MB
25 Dec 2022	98	239	464	9.46 MB
26 Dec 2022	83	215	831	22.77 MB
27 Dec 2022	106	259	1,145	32.01 MB
28 Dec 2022	79	223	825	25.66 MB
29 Dec 2022	77	180	684	30.96 MB
30 Dec 2022	64	128	447	14.99 MB
31 Dec 2022	71	135	747	20.82 MB
Average	89	276	717	24.54 MB
Total	2,781	8,564	22,241	760.70 MB

Days of week



Day	Pages	Hits	Bandwidth
Mon	266	863	31.24 MB
Tue	274	712	26.61 MB
Wed	351	823	28.66 MB
Thu	415	949	36.08 MB
Fri	264	709	20.52 MB
Sat	159	372	12.31 MB
Sun	200	622	17.55 MB

Hours



Hours	Pages	Hits	Bandwidth	Hours	Pages	Hits	Bandwidth
00	465	905	30.87 MB	12	394	956	27.39 MB
01	288	590	14.33 MB	13	717	1,380	24.31 MB
02	206	316	9.55 MB	14	477	1,369	40.22 MB
03	216	396	9.95 MB	15	425	777	21.62 MB
04	184	388	11.32 MB	16	392	1,317	38.27 MB
05	253	788	23.03 MB	17	370	710	27.75 MB
06	221	428	12.61 MB	18	322	730	29.55 MB
07	243	401	6.64 MB	19	405	1,188	41.54 MB
08	352	1,538	50.20 MB	20	392	1,221	60.66 MB
09	385	1,466	42.94 MB	21	390	566	61.45 MB
10	416	1,442	42.52 MB	22	344	1,237	64.03 MB
11	412	1,306	42.60 MB	23	295	826	27.35 MB

Countries (Top 10) - Full list

Countries	Pages	Hits	Bandwidth
Switzerland (ch) 3,640 10,334 347.81 MB			
Netherlands (nl) 2,016 2,017 70.63 MB			
United States (us) 681 1,476 79.90 MB			
Moldova (md) 573 573 358.28 KB			
Germany (de) 391 1,592 49.19 MB			
Singapore (sg) 375 378 3.22 MB			
France (fr) 210 428 18.96 MB			
Bulgaria (bg) 186 287 5.69 MB			
Indonesia (id) 135 137 2.11 MB			
China (cn) 101 2,523 82.64 MB			
Others 256 2496 100.20 MB			

Hosts (Top 10) - Full list - Last visit - Unresolved IP Address

Hosts : 0 Known, 1,009 Unknown (unresolved ip) 799 Unique visitors	GeoIP Country	Pages	Hits	Bandwidth	Last visit
194.6.175.10	Switzerland	652	652	804.69 KB	30 Dec 2022 - 01:37
213.196.167.175	Switzerland	553	553	428.90 KB	30 Dec 2022 - 15:32
5.226.148.47	Switzerland	465	465	858.54 KB	31 Dec 2022 - 10:54
213.144.156.228	Switzerland	393	393	1005.58 KB	29 Dec 2022 - 07:32
85.3.134.34	Switzerland	386	391	137.40 MB	29 Dec 2022 - 22:37
62.171.40.9	Switzerland	355	355	134.06 KB	31 Dec 2022 - 23:47
68.183.186.139	Singapore	338	338	275.46 KB	01 Dec 2022 - 13:15
83.125.89.35	Germany	291	291	803.16 KB	31 Dec 2022 - 18:50
92.247.181.29	Bulgaria	181	181	1.25 MB	31 Dec 2022 - 22:49
194.41.152.187	Switzerland	135	135	1.75 MB	21 Dec 2022 - 10:48
Others		4,815	18,487	616.09 MB	

Robots/Spiders visitors (Top 10) - Full list - Last visit

54 different robots*	Hits	Bandwidth	Last visit
wordpress	6,354	2.20 MB	31 Dec 2022 - 23:13

DuckDuckBot-Https	3,523+4	142.55 MB	26 Dec 2022 - 16:19
bingbot	1,784+48	300.67 MB	31 Dec 2022 - 23:40
Feedfetcher-Google	1,427	3.11 MB	31 Dec 2022 - 23:52
Firefox version 10 and lower - various robots	706	3.18 MB	29 Dec 2022 - 22:51
Googlebot	523+54	124.57 MB	31 Dec 2022 - 23:57
windows-rss-platform	450	5.84 MB	27 Dec 2022 - 18:37
Unknown robot (identified by hit on robots.txt)	0+291	138.08 KB	31 Dec 2022 - 06:08
ubermetrics-technologies.com	131+131	1.65 MB	31 Dec 2022 - 19:16
Applebot	159+41	55.15 MB	31 Dec 2022 - 23:51
Others	587+412	298.31 MB	

* Robots shown here gave hits or traffic "not viewed" by visitors, so they are not included in other charts. Numbers after + are successful hits on "robots.txt" files.

Visits duration





Number of visits: 2,781 - Average: 295 s		Number of visits	Percent
0s-30s		2,378	85.5 %
30s-2mn		71	2.5 %
2mn-5mn		42	1.5 %
5mn-15mn		42	1.5 %
15mn-30mn		40	1.4 %
30mn-1h		63	2.2 %
1h+		145	5.2 %

File type

File type	Hits	Percent	Bandwidth	Percent
js JavaScript file	6,740	30.3 %	186.30 MB	24.5 %
html HTML or XML static page	6,527	29.3 %	272.93 MB	35.9 %
css Cascading Style Sheet file	5,831	26.2 %	172.20 MB	22.6 %
php Dynamic PHP Script file	1,299	5.8 %	6.72 MB	0.8 %
pdf Adobe Acrobat file	416	1.8 %	47.01 MB	6.1 %
xml HTML or XML static page	332	1.4 %	12.61 MB	1.6 %
png Image	325	1.4 %	2.98 MB	0.3 %
jpg Image	244	1 %	34.31 MB	4.5 %
woff2 Font file	228	1 %	13.97 MB	1.8 %
woff Font file	122	0.5 %	5.21 MB	0.6 %
docx Document	72	0.3 %	837.29 KB	0.1 %
Unknown	25	0.1 %	364.72 KB	0 %
txt Text file	19	0 %	351.50 KB	0 %
gif Image	18	0 %	4.80 KB	0 %
ttf TrueType scalable font file	16	0 %	2.45 MB	0.3 %
eot Font file	15	0 %	1.18 MB	0.1 %
svg Image	12	0 %	41.43 KB	0 %

Downloads (Top 10) - [Full list](#)











Downloads: 168		Hits	206 Hits	Bandwidth	Average size
	/wp-content/uploads/2017/04/Reglement-Helvetia-Contest-2017_2.do...	62	0	834.39 KB	13.46 KB
	/wp-content/uploads/2017/05/resulta_all_20170517_HB.pdf	24	0	3.85 MB	164.37 KB
	/wp-content/uploads/2016/04/Q_Code.pdf	21	0	769.76 KB	36.66 KB
	/wp-content/uploads/2021/11/Statistics-for-hamfest2021.ch-2021-0...	18	1	1.35 MB	72.60 KB
	/wp-content/uploads/2021/11/Statistics-for-hamfest2021.ch-2021-1...	16	0	856.72 KB	53.54 KB
	/wp-content/uploads/2017/05/170514-USKA_Frequenzliste_ATV.pdf	14	0	164.53 KB	11.75 KB

 /faqemc.pdf	14	1	6.24 MB	426.01 KB
 /wp-content/uploads/2017/05/170514-USKA_Frequenzliste_Packet-Rad...	13	0	84.53 KB	6.50 KB
 /wp-content/uploads/2017/01/f_07_Amendement_R%C3%A8glement_OC_20...	13	0	3.37 MB	265.17 KB
 /wp-content/uploads/2016/06/Blitzschutz_fuer_Haus_und_Antenne.pd...	13	0	1.94 MB	152.50 KB










Pages-URL (Top 10) - [Full list](#) - [Entry](#) - [Exit](#)

604 different pages-url	Viewed	Average size	Entry	Exit	
/feed/	3,881	5.47 KB	1,053	1,438	
/xmlrpc.php	936	665 Bytes	197	198	
/en/events/prepper-radio-hamgroup-2022-03-22/ical/	430	387 Bytes	86	86	
/repeater/	388	46.82 KB	250	1	
/post-sitemap.xml	316	39.64 KB	314	314	
/einsteiger/	304	60.14 KB	138	2	
/wp-load.php	268	249 Bytes	94	89	
/wp-content/plugins/forget-about-shortcode-buttons/public/fonts/...	118	43.63 KB	14	62	
/wp-content/plugins/ubermenu/assets/fontawesome/webfonts/fa-soli...	116	77.79 KB	35	7	
/	66	424.25 KB	28	35	
Others	1,741	120.50 KB	572	549	

Operating Systems (Top 10) - [Full list/Versions](#) - [Unknown](#)

Operating Systems	Pages	Percent	Hits	Percent
 Windows	4,101	47.8 %	11,560	51.9 %
 Unknown	1,446	16.8 %	1,456	6.5 %
 Linux	1,261	14.7 %	1,704	7.6 %
 Macintosh	696	8.1 %	1,949	8.7 %
 Android	618	7.2 %	2,959	13.3 %
 Unknown Unix system	264	3 %	264	1.1 %
 iOS	129	1.5 %	2,202	9.8 %
 Java Mobile	33	0.3 %	33	0.1 %
 OS/2	4	0 %	102	0.4 %
 BSD	3	0 %	5	0 %
Others	9	0.1 %	9	0 %

Browsers (Top 10) - [Full list/Versions](#) - [Unknown](#)

Browsers	Grabber	Pages	Percent	Hits	Percent
 Google Chrome	No	3,705	43.2 %	11,299	50.7 %
 MS Internet Explorer	No	1,115	13 %	1,530	6.8 %
 Unknown	?	984	11.4 %	996	4.4 %
 Mozilla	No	973	11.3 %	978	4.3 %
 Firefox	No	947	11 %	3,106	13.9 %
 Safari	No	375	4.3 %	3,462	15.5 %
 Opera	No	295	3.4 %	594	2.6 %
 Netscape	No	85	0.9 %	190	0.8 %
 SeaMonkey	No	21	0.2 %	21	0 %

 Vienna (RSS Reader)	No	21	0.2 %	21	0 %
Others		43	0.5 %	46	0.2 %

Connect to site from

Origin	Pages	Percent	Hits	Percent
Direct address / Bookmark / Link in email...	7,517	95.5 %	9,283	96.2 %
Links from an Internet Search Engine - Full list	75	0.9 %	82	0.8 %
- Google .com 71 / 77				
- Google Germany (catchall) 4 / 4				
- Google Switzerland 0 / 1				
Links from an external page (other web sites except search engines) - Full list	10	0.1 %	12	0.1 %
- https://www.qrz.com 3 3				
- https://www.mapforham.com 2 2				
- http://simplesite.com 2 2				
- https://hamcluster.einnet.de/links.php 2 2				
- http://www.hb9ei.ch 1 1				
- https://cms.hb9gl.ch 0 1				
- http://www.db0hb.de 0 1				
Unknown Origin	267	3.3 %	267	2.7 %

Search Keyphrases (Top 10)

[Full list](#)

0 different keyphrases	Search	Percent
------------------------	--------	---------

Search Keywords (Top 10)

[Full list](#)

0 different keywords	Search	Percent
----------------------	--------	---------

Miscellaneous

Miscellaneous

Successful hits on favicon.ico	222 / 799 Visitors	27.7 %
--------------------------------	-----------------------	--------

HTTP Status codes

HTTP Status codes*		Hits	Percent	Bandwidth
404	Not Found (hits on favicon excluded)	48,045	52.6 %	11.44 GB
301	Moved Permanently (redirect)	26,581	29.1 %	10.86 MB
302	Found (Previously "Moved temporarily")	15,346	16.8 %	9.74 MB
403	Forbidden	455	0.4 %	528.03 KB
206	Partial Content	379	0.4 %	10.86 MB
400	Bad Request	289	0.3 %	145.39 KB
500	Internal Server Error	169	0.1 %	9.13 MB
405	Method Not Allowed	38	0 %	10.88 KB
409	Conflict	21	0 %	61.56 KB
422	Unprocessable Entity (WebDAV)	4	0 %	16.59 KB
408	Request Timeout	1	0 %	0

* Codes shown here gave hits or traffic "not viewed" by visitors, so they are not included in other charts.