

Warning: Tried to load plugin "geop" twice. Fix config file.

**Statistics for:** uska.ch  
**Last Update:** 01 Feb 2023 - 04:42  
**Reported period:** Month Jan 2023



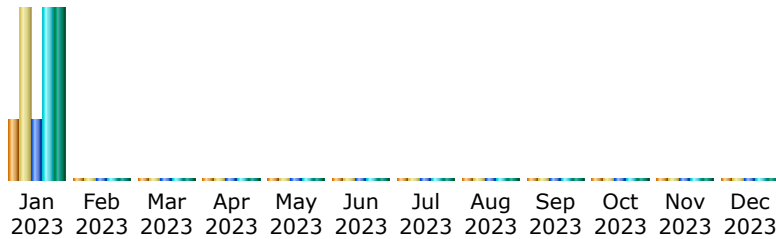
**When:** [Monthly history](#) [Days of month](#) [Days of week](#) [Hours](#)  
**Who:** [Countries](#) [Full list](#) [Hosts](#) [Full list](#) [Last visit](#) [Unresolved IP Address](#) [Robots/Spiders visitors](#) [Full list](#)  
[Last visit](#)  
**Navigation:** [Visits duration](#) [File type](#) [Downloads](#) [Full list](#) [Viewed](#) [Full list](#) [Entry](#) [Exit](#) [Operating Systems](#)  
[Versions](#) [Unknown](#) [Browsers](#) [Versions](#) [Unknown](#)  
**Referrers:** [Origin](#) [Referring search engines](#) [Referring sites](#) [Search](#) [Search Keyphrases](#) [Search Keywords](#)  
**Others:** [Miscellaneous](#) [HTTP Status codes](#) [Error Hits \(404\)](#)

### Summary

<b>Reported period</b>	Month Jan 2023				
<b>First visit</b>	01 Jan 2023 - 00:03				
<b>Last visit</b>	31 Jan 2023 - 23:46				
	Unique visitors	Number of visits	Pages	Hits	Bandwidth
Viewed traffic *	<b>897</b>	<b>2,560</b> (2.85 visits/visitor)	<b>7,294</b> (2.84 Pages/Visit)	<b>20,606</b> (8.04 Hits/Visit)	<b>834.76 MB</b> (333.9 KB/Visit)
Not viewed traffic *			<b>42,914</b>	<b>59,934</b>	<b>5.16 GB</b>

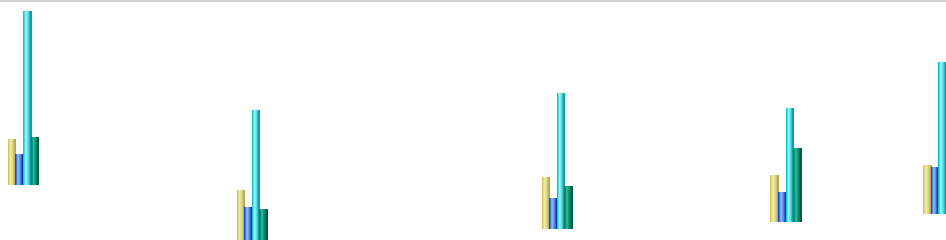
\* Not viewed traffic includes traffic generated by robots, worms, or replies with special HTTP status codes.

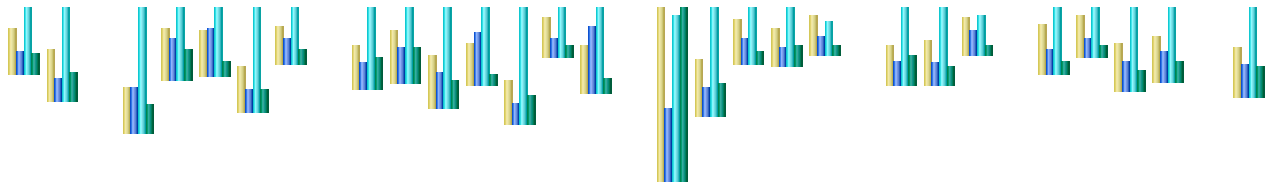
### Monthly history



Month	Unique visitors	Number of visits	Pages	Hits	Bandwidth
Jan 2023	897	2,560	7,294	20,606	834.76 MB
Feb 2023	9	12	17	22	299.89 KB
Mar 2023	0	0	0	0	0
Apr 2023	0	0	0	0	0
May 2023	0	0	0	0	0
Jun 2023	0	0	0	0	0
Jul 2023	0	0	0	0	0
Aug 2023	0	0	0	0	0
Sep 2023	0	0	0	0	0
Oct 2023	0	0	0	0	0
Nov 2023	0	0	0	0	0
Dec 2023	0	0	0	0	0
<b>Total</b>	<b>906</b>	<b>2,572</b>	<b>7,311</b>	<b>20,628</b>	<b>835.06 MB</b>

### Days of month

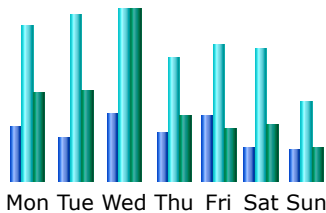




01 Jan 02 Jan 03 Jan 04 Jan 05 Jan 06 Jan 07 Jan 08 Jan 09 Jan 10 Jan 11 Jan 12 Jan 13 Jan 14 Jan 15 Jan 16 Jan 17 Jan 18 Jan 19 Jan 20 Jan 21 Jan 22 Jan 23 Jan 24 Jan 25 Jan 26 Jan 27 Jan 28 Jan 29 Jan 30 Jan 31 Jan Average

Day	Number of visits	Pages	Hits	Bandwidth
01 Jan 2023	74	161	493	17.68 MB
02 Jan 2023	86	164	694	25.19 MB
03 Jan 2023	74	223	1,285	43.18 MB
04 Jan 2023	77	342	941	25.47 MB
05 Jan 2023	86	307	539	26.63 MB
06 Jan 2023	74	356	511	12.40 MB
07 Jan 2023	75	168	783	20.74 MB
08 Jan 2023	62	198	425	12.88 MB
09 Jan 2023	84	246	979	29.41 MB
10 Jan 2023	71	190	608	28.76 MB
11 Jan 2023	88	270	565	32.38 MB
12 Jan 2023	89	264	744	25.92 MB
13 Jan 2023	68	387	574	8.92 MB
14 Jan 2023	73	153	868	25.86 MB
15 Jan 2023	66	141	366	10.10 MB
16 Jan 2023	78	490	634	13.36 MB
17 Jan 2023	84	223	1,006	37.25 MB
18 Jan 2023	289	531	1,230	158.55 MB
19 Jan 2023	96	207	810	28.27 MB
20 Jan 2023	74	187	418	12.31 MB
21 Jan 2023	64	131	440	18.05 MB
22 Jan 2023	65	130	253	7.26 MB
23 Jan 2023	77	211	831	65.70 MB
24 Jan 2023	65	179	583	26.60 MB
25 Jan 2023	74	171	585	17.39 MB
26 Jan 2023	64	175	299	7.99 MB
27 Jan 2023	79	329	1,118	37.53 MB
28 Jan 2023	81	176	486	11.55 MB
29 Jan 2023	69	140	366	10.48 MB
30 Jan 2023	79	226	623	18.08 MB
31 Jan 2023	75	218	549	18.85 MB
Average	82	235	664	26.93 MB
Total	2,560	7,294	20,606	834.76 MB

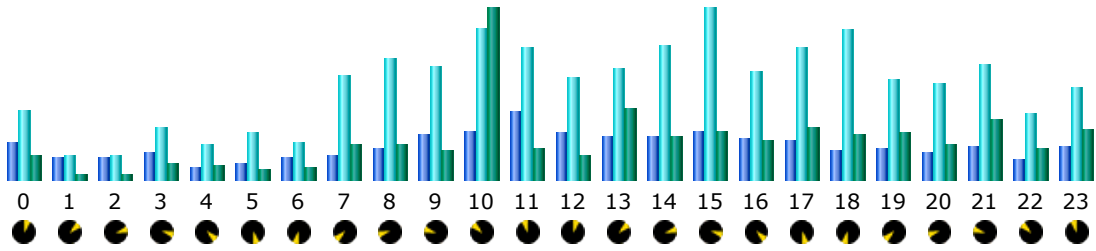
**Days of week**



Day	Pages	Hits	Bandwidth
Mon	267	752	30.35 MB
Tue	206	806	30.93 MB
Wed	328	830	58.45 MB
Thu	238	598	22.20 MB
Fri	314	655	17.79 MB

Sat	157	644	19.05 MB
Sun	154	380	11.68 MB

### Hours



Hours	Pages	Hits	Bandwidth	Hours	Pages	Hits	Bandwidth
00	329	625	21.31 MB	12	411	924	21.52 MB
01	203	215	3.84 MB	13	382	1,010	62.93 MB
02	190	216	4.26 MB	14	383	1,204	37.87 MB
03	248	463	14.96 MB	15	437	1,541	43.18 MB
04	116	324	12.78 MB	16	370	966	35.37 MB
05	149	428	10.04 MB	17	348	1,183	47.25 MB
06	197	330	11.71 MB	18	261	1,341	40.04 MB
07	210	940	31.22 MB	19	283	899	42.33 MB
08	283	1,094	31.65 MB	20	246	870	31.24 MB
09	408	1,020	26.11 MB	21	305	1,042	52.51 MB
10	445	1,353	152.43 MB	22	181	594	27.97 MB
11	615	1,195	27.15 MB	23	294	829	45.07 MB

### Countries (Top 10) - Full list

Countries	Pages	Hits	Bandwidth
Switzerland (ch) 4,357 10,291 285.54 MB			
Netherlands (nl) 1,434 1,541 42.33 MB			
United States (us) 710 1,585 233.53 MB			
France (fr) 212 601 20.18 MB			
Bulgaria (bg) 138 138 1.74 MB			
Germany (de) 91 1,158 40.14 MB			
China (cn) 77 974 52.12 MB			
Great Britain (gb) 58 1,166 37.63 MB			
Italy (it) 40 1,208 36.42 MB			
Canada (ca) 39 39 4.80 MB			
Others 138 1905 80.31 MB			

### Hosts (Top 10) - Full list - Last visit - Unresolved IP Address

Hosts : 0 Known, 1,267 Unknown (unresolved ip) 897 Unique visitors	GeoIP Country	Pages	Hits	Bandwidth	Last visit
213.196.167.175	Switzerland	1,249	1,249	995.10 KB	27 Jan 2023 - 15:58
194.6.175.10	Switzerland	824	824	569.79 KB	31 Jan 2023 - 16:06
213.144.156.228	Switzerland	572	572	768.29 KB	31 Jan 2023 - 21:01
5.226.148.47	Switzerland	455	455	333.47 KB	31 Jan 2023 - 23:04
85.3.134.34	Switzerland	256	271	100.45 MB	31 Jan 2023 - 21:42
62.171.40.9	Switzerland	228	228	86.98 KB	31 Jan 2023 - 20:58
92.247.181.29	Bulgaria	136	136	598.07 KB	31 Jan 2023 - 16:25
62.210.215.115	France	127	127	1.14 MB	31 Jan 2023 - 01:16
194.41.216.169	Switzerland	107	107	1.01 MB	30 Jan 2023 - 19:54
194.41.216.154	Switzerland	83	83	823.00 KB	19 Jan 2023 - 19:43

Others		3,257	16,554	728.08 MB
--------	--	-------	--------	-----------

**Robots/Spiders visitors (Top 10)** - [Full list](#) - [Last visit](#)

45 different robots*	Hits	Bandwidth	Last visit
DuckDuckBot-Https	4,380+5	182.25 MB	30 Jan 2023 - 16:18
wordpress	1,935	1.02 MB	31 Jan 2023 - 23:44
bingbot	1,765+55	576.58 MB	31 Jan 2023 - 23:44
Feedfetcher-Google	1,441	1.60 MB	31 Jan 2023 - 23:49
Googlebot	715+57	112.76 MB	31 Jan 2023 - 21:00
Unknown robot identified by bot\*	44+599	13.14 MB	31 Jan 2023 - 22:32
windows-rss-platform	442	4.20 MB	31 Jan 2023 - 19:54
ubermetrics-technologies.com	135+135	1.31 MB	31 Jan 2023 - 19:33
coccoc	0+166	85.11 KB	31 Jan 2023 - 11:16
Unknown robot (identified by hit on robots.txt)	0+137	65.62 KB	31 Jan 2023 - 09:18
Others	611+182	211.45 MB	

\* Robots shown here gave hits or traffic "not viewed" by visitors, so they are not included in other charts. Numbers after + are successful hits on "robots.txt" files.

**Visits duration**

Number of visits: 2,560 - Average: 239 s	Number of visits	Percent
0s-30s	2,283	89.1 %
30s-2mn	45	1.7 %
2mn-5mn	23	0.8 %
5mn-15mn	31	1.2 %
15mn-30mn	24	0.9 %
30mn-1h	39	1.5 %
1h+	115	4.4 %

**File type**

File type	Hits	Percent	Bandwidth	Percent
html HTML or XML static page	6,490	31.4 %	198.03 MB	23.8 %
js JavaScript file	6,420	31.1 %	177.91 MB	21.4 %
css Cascading Style Sheet file	5,604	27.1 %	164.21 MB	19.7 %
pdf Adobe Acrobat file	548	2.6 %	191.00 MB	22.9 %
png Image	317	1.5 %	2.10 MB	0.2 %
xml HTML or XML static page	314	1.5 %	12.60 MB	1.5 %
jpg Image	251	1.2 %	60.26 MB	7.2 %
woff2 Font file	181	0.8 %	11.71 MB	1.4 %
woff Font file	137	0.6 %	5.68 MB	0.6 %
docx Document	82	0.3 %	997.20 KB	0.1 %
php Dynamic PHP Script file	80	0.3 %	1.15 MB	0.1 %
Unknown	60	0.2 %	479.11 KB	0 %
svg Image	37	0.1 %	702.25 KB	0 %
gif Image	32	0.1 %	8.53 KB	0 %
ttf TrueType scalable font file	16	0 %	2.34 MB	0.2 %
eot Font file	16	0 %	1017.88 KB	0.1 %
txt Text file	15	0 %	432.39 KB	0 %
xls Document	3	0 %	105.73 KB	0 %
xsl Extensible Stylesheet Language file	2	0 %	3.69 KB	0 %
pptx Document	1	0 %	303 Bytes	0 %









### Downloads (Top 10) - Full list

Downloads: 257		Hits	206 Hits	Bandwidth	Average size
	/wp-content/uploads/2017/04/Reglement-Helvetia-Contest-2017_2.do...	72	0	994.29 KB	13.81 KB
	/wp-content/uploads/2021/11/Statistics-for-hamfest2021.ch-2021-1...	21	0	1.53 MB	74.70 KB
	/wp-content/uploads/2017/05/resulta_all_20170517_HB.pdf	20	0	2.75 MB	140.92 KB
	/wp-content/uploads/2017/05/170514-USKA_Frequenzliste_ATV.pdf	16	0	245.62 KB	15.35 KB
	/wp-content/uploads/2017/01/f_07_Amendement_R%C3%A8glement_OC_20...	16	0	11.78 MB	753.65 KB
	/wp-content/uploads/2017/05/170514-USKA_Frequenzliste_Packet-Rad...	15	0	247.94 KB	16.53 KB
	/wp-content/uploads/2021/11/Statistics-for-hamfest2021.ch-2021-0...	15	0	1.01 MB	68.98 KB
	/wp-content/uploads/2017/01/10_Aufnahme_Sektion_HB9SCBO_Statuten...	14	0	611.89 KB	43.71 KB
	/wp-content/uploads/2016/04/Q_Code.pdf	14	0	281.42 KB	20.10 KB
	/wp-content/uploads/2018/06/Empfangsst%C3%B6rungen-durch-PV-Anla...	14	0	30.29 MB	2.16 MB




### Pages-URL (Top 10) - Full list - Entry - Exit

493 different pages-url	Viewed	Average size	Entry	Exit	
/feed/	4,609	3.33 KB	1,070	1,441	
/repeater/	370	46.20 KB	370		
/post-sitemap.xml	299	39.25 KB	297	298	
/en/events/prepper-radio-hamgroup-2022-03-22/ical/	285	393 Bytes	74	74	
/wp-content/plugins/forget-about-shortcode-buttons/public/fonts/...	119	42.53 KB	9	72	
/wp-content/plugins/ubermenu/assets/fontawesome/webfonts/fa-soli...	116	77.12 KB	37	7	
/en/feed/	65	4.17 KB	10	7	
/en/4m-band-in-der-schweiz-ab-1-jan-2023-freigegeben/	61	56.81 KB	30	19	
/	52	440.23 KB	28	34	
/wp-json/oembed/1.0/embed	49	2.94 KB	49	49	
Others	1,269	120.95 KB	586	559	

### Operating Systems (Top 10) - Full list/Versions - Unknown

Operating Systems		Pages	Percent	Hits	Percent
	<b>Windows</b>	2,835	38.8 %	11,525	55.9 %
	<b>Linux</b>	1,680	23 %	2,622	12.7 %
	Unknown	1,079	14.7 %	1,088	5.2 %
	<b>Macintosh</b>	732	10 %	1,715	8.3 %
	<b>Android</b>	719	9.8 %	2,333	11.3 %
	Unknown Unix system	181	2.4 %	181	0.8 %
	<b>iOS</b>	64	0.8 %	1,047	5 %
	OS/2	4	0 %	102	0.4 %

### Browsers (Top 10) - Full list/Versions - Unknown

Browsers		Grabber	Pages	Percent	Hits	Percent
	<b>Google Chrome</b>	No	2,612	35.8 %	10,012	48.5 %
	<b>Firefox</b>	No	1,597	21.8 %	5,526	26.8 %
	<b>MS Internet Explorer</b>	No	1,129	15.4 %	1,346	6.5 %

	Mozilla	No	779	10.6 %	975	4.7 %
	Unknown	?	607	8.3 %	621	3 %
	Safari	No	438	6 %	1,882	9.1 %
	Opera	No	104	1.4 %	211	1 %
	Vienna (RSS Reader)	No	18	0.2 %	18	0 %
	Edge	No	7	0 %	9	0 %
	Android browser (PDA/Phone browser)	No	3	0 %	3	0 %
	Others		0	0 %	10	0 %

### Connect to site from

Origin	Pages	Percent	Hits	Percent
<b>Direct address / Bookmark / Link in email...</b>	6,541	98.1 %	7,422	98.2 %
<b>Links from an Internet Search Engine - Full list</b>	59	0.8 %	68	0.9 %
- <a href="#">Google .com</a> 59 / 65				
- <a href="#">Bing : www.bing.com</a> 0 / 1				
- <a href="#">Google Switzerland</a> 0 / 2				
<b>Links from an external page (other web sites except search engines) - Full list</b>	10	0.1 %	11	0.1 %
- <a href="https://www.mapforham.com">https://www.mapforham.com</a> 6 6				
- <a href="http://simplesite.com">http://simplesite.com</a> 2 2				
- <a href="https://www.qrz.com">https://www.qrz.com</a> 1 1				
- <a href="http://www.iw3hv.it">http://www.iw3hv.it</a> 1 1				
- <a href="http://funkperlen.blogspot.com">http://funkperlen.blogspot.com</a> 0 1				
<b>Unknown Origin</b>	51	0.7 %	51	0.6 %

### Search Keyphrases (Top 10)

[Full list](#)

0 different keyphrases	Search	Percent
------------------------	--------	---------

### Search Keywords (Top 10)

[Full list](#)

0 different keywords	Search	Percent
----------------------	--------	---------

### Miscellaneous

Miscellaneous

Successful hits on favicon.ico	217 / 897 Visitors	24.1 %
--------------------------------	-----------------------	--------

### HTTP Status codes

HTTP Status codes*		Hits	Percent	Bandwidth
301	Moved Permanently (redirect)	21,186	45.2 %	8.67 MB
404	Not Found (hits on favicon excluded)	19,203	41 %	4.05 GB
302	Found (Previously "Moved temporarily")	5,718	12.2 %	4.90 MB
403	Forbidden	346	0.7 %	388.71 KB
500	Internal Server Error	123	0.2 %	8.38 MB
206	Partial Content	103	0.2 %	3.08 MB
400	Bad Request	59	0.1 %	29.53 KB
405	Method Not Allowed	38	0 %	11.24 KB
409	Conflict	8	0 %	23.45 KB
422	Unprocessable Entity (WebDAV)	3	0 %	9.10 KB

\* Codes shown here gave hits or traffic "not viewed" by visitors, so they are not included in other charts.